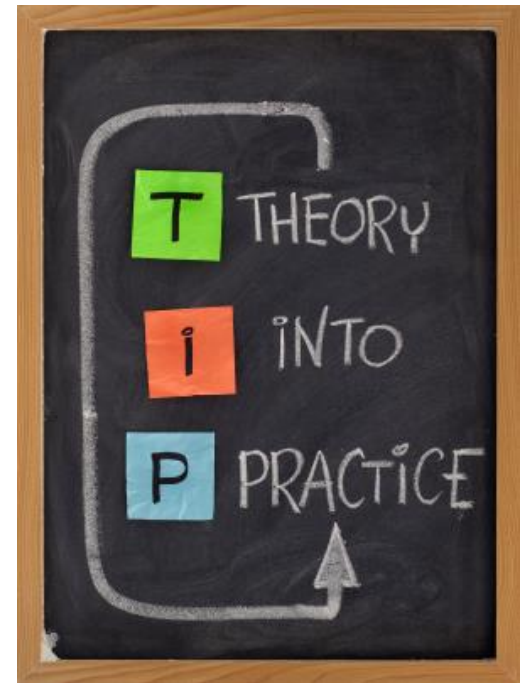


Cohesion Indicators *A challenge*

*Maria Domzal
Risk Management and Evaluation Officer*



The framework: COHESION

- Cohesion is “solidarity, sense of belonging, reduction of disparities”
- Regulation aim of ETC = Territorial Cohesion
- H2020 – all about excellence, the “where” doesn’t matter
- Interreg – the where matters!

MC decision: Monitor the aim of the programme:

- Systemic changes brought in NWE via job or growth creation having an impact on cohesion and also monitor
- Jobs, growth, GHG emission, resource-use, etc.

How:

- Using existing output indicator framework
- Completing it with a measurement framework for cohesion
- Establishing links between the two

To facilitate a link between:

- Policy demand
- Territorial challenges
- NWE indicator framework



Evaluation Task Force

What for?

- To complete PPG/MC discussions – the cohesion dimensions important to the MSs
- Feed the evaluation process – impact evaluation

How?

- Desk research
- External expertise - consultation with evaluators
- Extra task to the existing ToR

3 approaches possible:

- INTERCO project model
- Model of prof. Medeiros
- Evaluators: Contribution to Impact model

ETF Choice = Contribution to Impact model

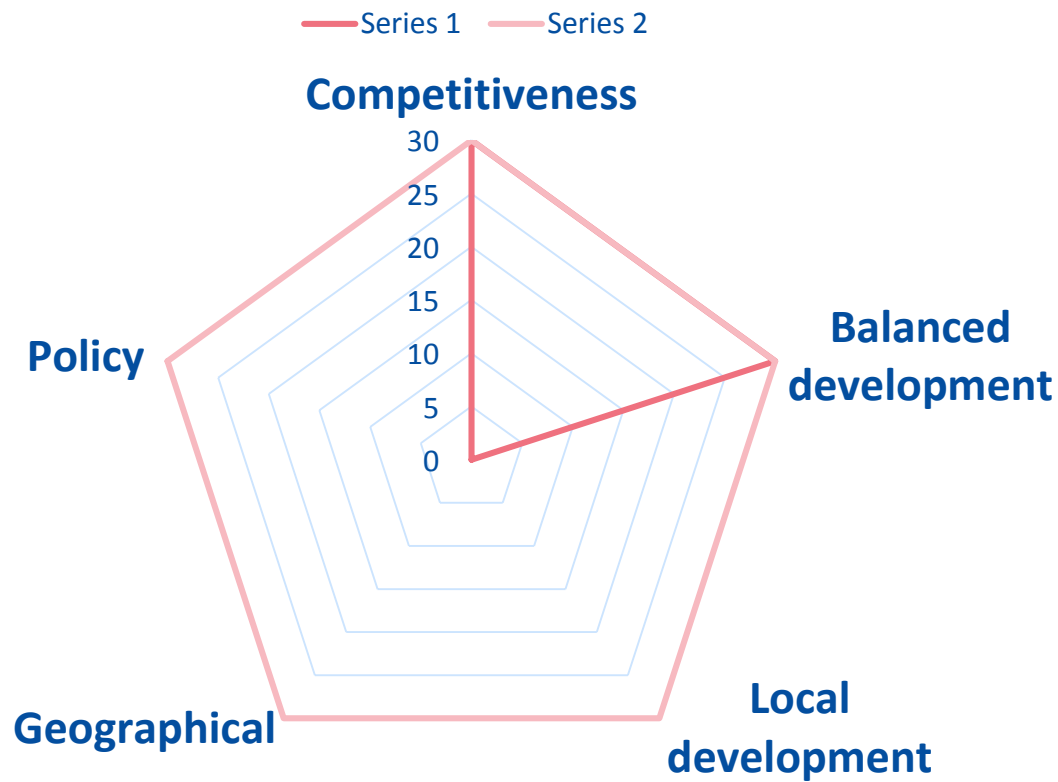
Mix:

- Context indicators – chosen from a list already available (ESPON project INTERCO)
- Project contributions to 2 cohesion dimensions proving impact in the areas of:
 - Competitiveness
 - Balanced development



Storylines

Cohesion dimensions



Challenge – link between the two levels

- Programme Priority Axes
- Storylines (territorial cohesion dimensions)



Intermediary level required
Specific areas of programme interest

- Innovation capacity
- Joint governance
- Networks



Projects as examples helping develop a narrative

Benefits: Greater consistency between:

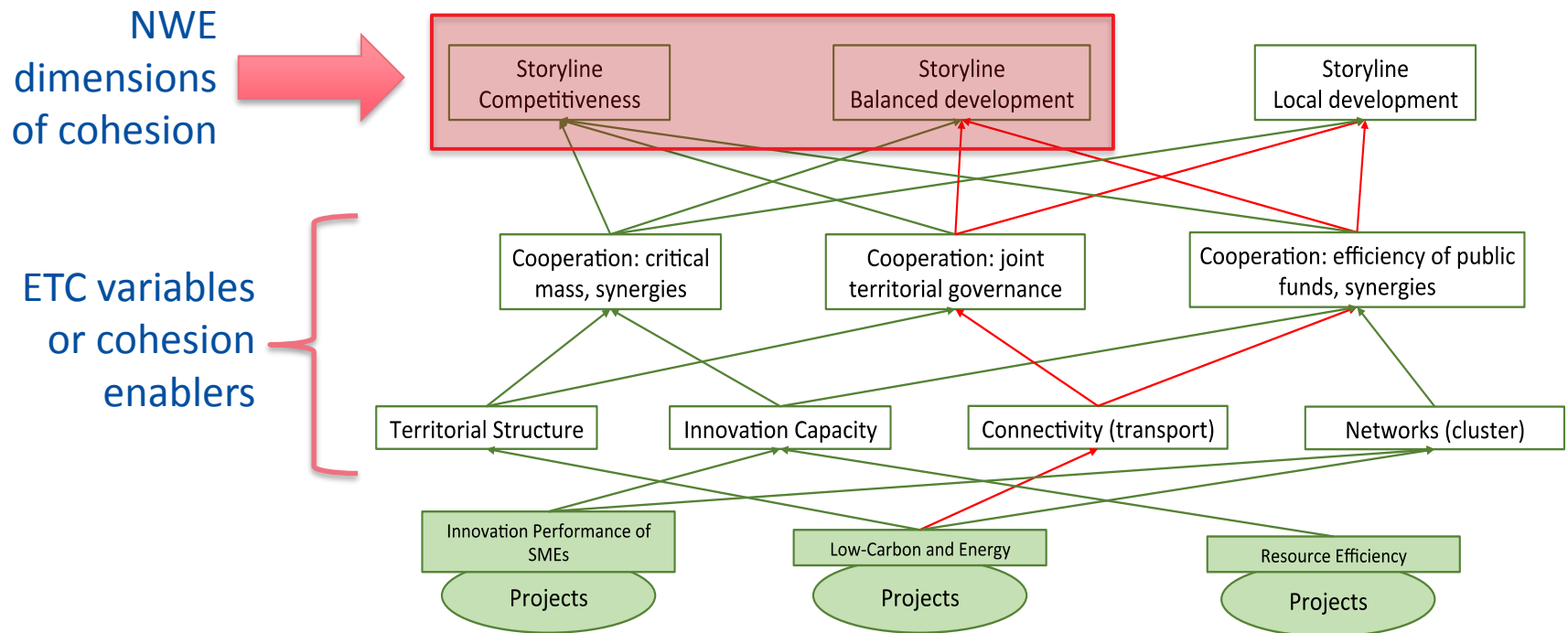
- Areas that can be monitored
- Policy challenges

Contribution to:

- Impact evaluation
- Complete NWE story

Proposed storylines

NWE Territorial Cohesion Contribution to Impact Model – early Example



To do:

- Attribution of INTERCO and prof. Medeiros indicators for the chosen storylines
- Attribution of NWE indicators to storylines (project contribution here)
- Any indicators missing?
- Monitor project contribution to the story lines
 - ❖ Bottom-up approach – storytelling to back-up the collected data
 - ❖ Reporting for the storylines – the final project report?
 - ❖ Minimise the admin burden
 - ❖ Any use in project selection?

Deliverables:

- Context indicators (INTERCO + Medeiros) => maps
- NWE indicators as contribution to developments on the territory
- Impact contributions = Project contributions to storylines as qualitative back-up for data