


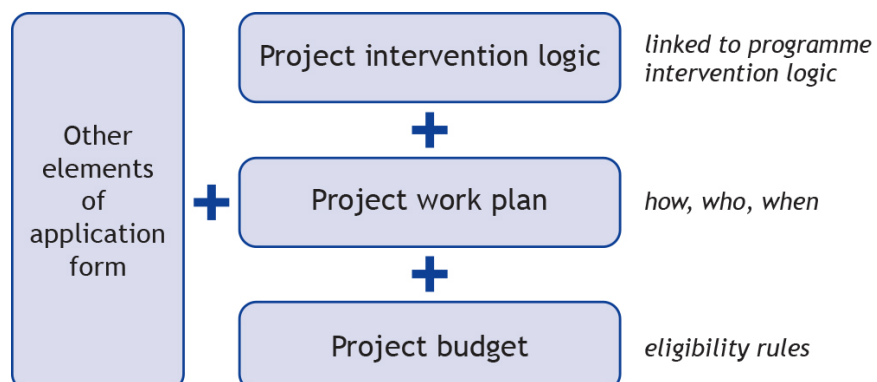
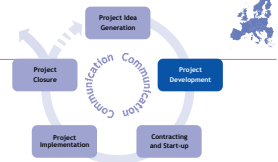
Project Development



Interreg Project Management Camp
Gothenburg, 28 June - 1 July 2016

1

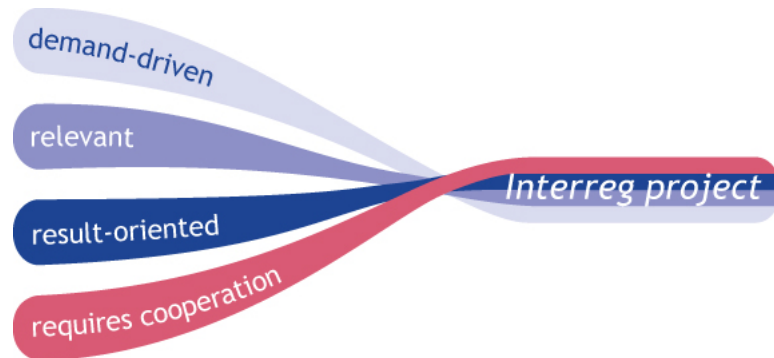
What happens at this stage



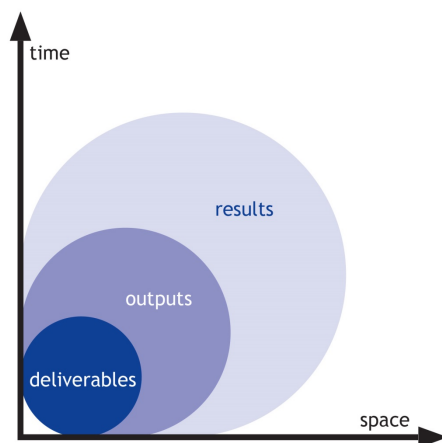
2



Project relevance, justification, context



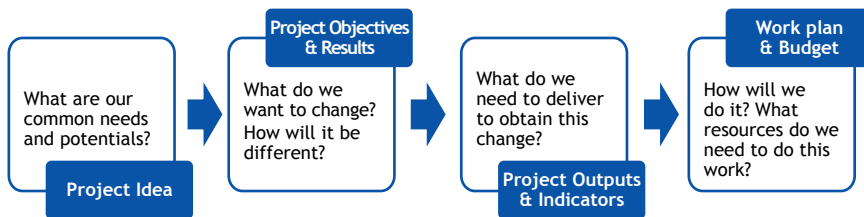
3



Project
intervention logic

4

Project intervention logic



5

Project objectives

Overall objective	Specific objective
It relates to the strategic aspects of the project and provides overall context for what the project is trying to achieve.	A concrete statement describing what the project is trying to achieve and for which it requires the production and use of the project outputs.
→ Establish cooperation among enterprises and regional support structures in the cross-border area	→ Establish long-term expert, development and advisory assistance for the cross-border region's wood technology industry

6



Use SMART method

S	SPECIFIC	Clear, concise, detailed
M	MEASURABLE	Quality and quantity
A	ACHIEVABLE	Realistic
R	RELEVANT	Sufficient contribution
T	TIME-RELATED	Specific time frame

How to use it → M - A / R - S - T

7



SMART example

Non-SMART specific objective:

To install remote fire alarm devices

SMART specific objective:

To install remote fire alarm devices in 220 households in the Tamtam lake area by the end of the project's second year

8



Are these specific objectives SMART?

1

To set up a permanent and fully operational HF radar observing system, capable of recording (in real-time with hourly updates) surface currents, winds and waves.

2

To remove Tatarata sea plant from Adriatic Sea which is causing growing pollution of the sea.

3

To evaluate cost effectiveness of different financial instruments and contracting schemes for thermal rehabilitation in private housing.

9

Project results and outputs

Project result	Project main output
The immediate advantage of carrying out the project telling us about the benefit of using the project main outputs. It should indicate the change the project is aiming for.	The product of the activities funded telling us what has actually been produced for the money given to the project. It contributes directly to the achievement of the project result.
→ Established cooperation among wood technology enterprises and regional support structures in the cross-border area	→ 1 cross-border wood technology development centre → 10 enterprises receiving non-financial support

10



Output or result?

1	SMEs supported	
2	Reduction of travel time	
3	Pollution prevention schemes implemented on farms	
4	Action plan for the protection of natural heritage in the CB area	
5	Increased cross-border interaction among senior citizens	

11

Quality characteristics of project outputs

Capture what the resources are spent on

Clear contribution to programme output indicators

Measurable targets

Target groups involvement

Durable

Transferable (if possible)

12

Project intervention logic

Overall objective

→ Establish cooperation among enterprises and regional support structures in the cross-border area

Specific objective

→ Ensure expert, development and advisory assistance for the cross-border region's wood technology industry

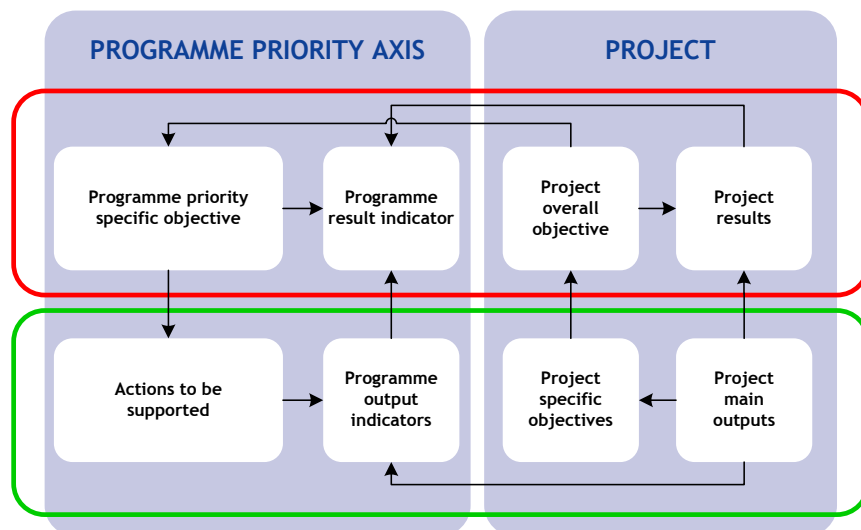
Project result

→ Established cooperation among wood technology enterprises and regional support structures in the cross-border area

Project main output

→ 1 cross-border wood technology development centre
→ 10 enterprises receiving non-financial support

13



14



How to make a link ...

Programme output indicators	Project main outputs
Number of people trained on energy efficiency	250 people from the whole programme area trained on energy efficiency in primary and secondary schools
Number of enterprises cooperating with research institutions	<ul style="list-style-type: none">• 3 medium-sized enterprises• 12 micro-sized enterprises (3 from each participating country)
Length of newly built, reconstructed or upgraded transport infrastructure	8 km of newly built road connecting village D from YY and town U from XX

15



Project intervention logic

Develop project intervention logic which clearly contributes to one of the programme priority axes.

Define 1 overall objective,
3 specific objectives,
1-2 results,
up to 5 outputs.

Present your project on the flipchart.


16



Project work plan

17

Work plan purpose



- To present realistic way to output delivery and result achievement
- To be able to give partners reliable advice on their roles
- To have a basis for budget plan

18

How to present work plan

- **Work packages**
 - Activities
 - Deliverables
- **Task distribution**
 - Partners' involvement
 - Subcontractors
- **Time plan**
 - Timeframe for each activity
 - Delivery date for outputs and deliverables



20

Time plan

Work plan	Period 1				Period 2				Period 3			
	Month 1	Month 2	Month 3	Month 4	Month 5	Month 6	Month 7	Month 8	Month 9	Month 10	Month 11	Month 12
Work packages and activities												
WP 1 Title												
Activity 1.1												
Activity 1.2				● Deliverable 1.2.1								
Activity 1.3					● Deliverable 1.3.1							
Activity 1.4						● Output 1.1						
WP 2 Title												
Activity 2.1												
Activity 2.2								● Deliverable 2.2.1				
Activity 2.3									● Output 2.1			
WP 3 Title												

21



Work plan tips

- Cluster activities in a logical way (not arbitrary) and in chronological order.
- Pay attention at the actual time that it will take to carry out all the activities.
- Plan generously in the case of data comparison or harmonisation processes; partnerships require a lot of time to agree on the details.
- Plan a soft start into the project.
- Plan to end thematic activities a few months before the end of the project.
- Reporting and communication take time.
- Include activities that foster further use of the outputs or continuation of the project work.

22



Partner roles

- Lead partner
- Project partner
- Assimilated partner
- Associated partner / Observer



- Project manager
- Work package leader
- Working group leader

23



Preparing the application

- **Human:** skills and expertise for content, planning, management and administrative aspects; early commitment is important
- **Financial:** partner search, planning meetings
- **Time:** research and development takes the most time, not filling in the application form; easy to underestimate; at least 6 months, sometimes up to 1-2 years



Don't underestimate the resource input!

24



Check list: What is a good project?



Project/programme coherence

- ✓ Relevance to specific programme area needs.
- ✓ Contribution to programme objectives, results and outputs.
- ✓ Clear need for cooperation across the border.
- ✓ Identification and involvement of stakeholders throughout the project.
- ✓ Long lasting solutions and effects.

Internal project coherence

- ✓ Sound project objectives with a logical flow between objectives, results, outputs and activities.
- ✓ Clear division of roles and responsibilities on the basis of specialisation and capabilities of partners.
- ✓ Well-defined and realistic work plan.
- ✓ Convincing unity of the project application.

25



What is different in 2014-2020?

- Projects have to deliver programme outputs.
- Better understanding of results sought.
- Simplified expenditure rules.
- Harmonised application forms.