

Jems Use group meeting (3)

State of play

Jems Team/ Interact office Vienna / 29.03.2023

Interact



**Co-funded by
the European Union**
Interreg

Agenda

01

Welcome and
introduction

02

State of play

03

Update on latest
developments

04

Break
(30min)

05

Exchange on
main challenges
when working
on Jems

06

Break
(1,5h)

07

Thematic
discussions
(incl. Break)

08

Programme own
developments,
demo

09

Q&A

AFTER THE EVENT

Social activity

19:00

By Date

Development

2 Years since the first LA was signed!
(24.2.2021)



Expressed interest to use/test Jems

52



Signed License agreements

50



Releases

6 (25.11.2022)



Sprint Reviews

73



Helpdesk

442

Core Group meetings

Work in practice:

19 CG meetings
Thematic group meetings
Ad hoc meetings
Homework, Test days

Jems 18th CG meeting 6-7.12.2022
Jems 19th CG meeting 15.02.2023



TEST DAY

Let's test Jems together (3) 7.11.22

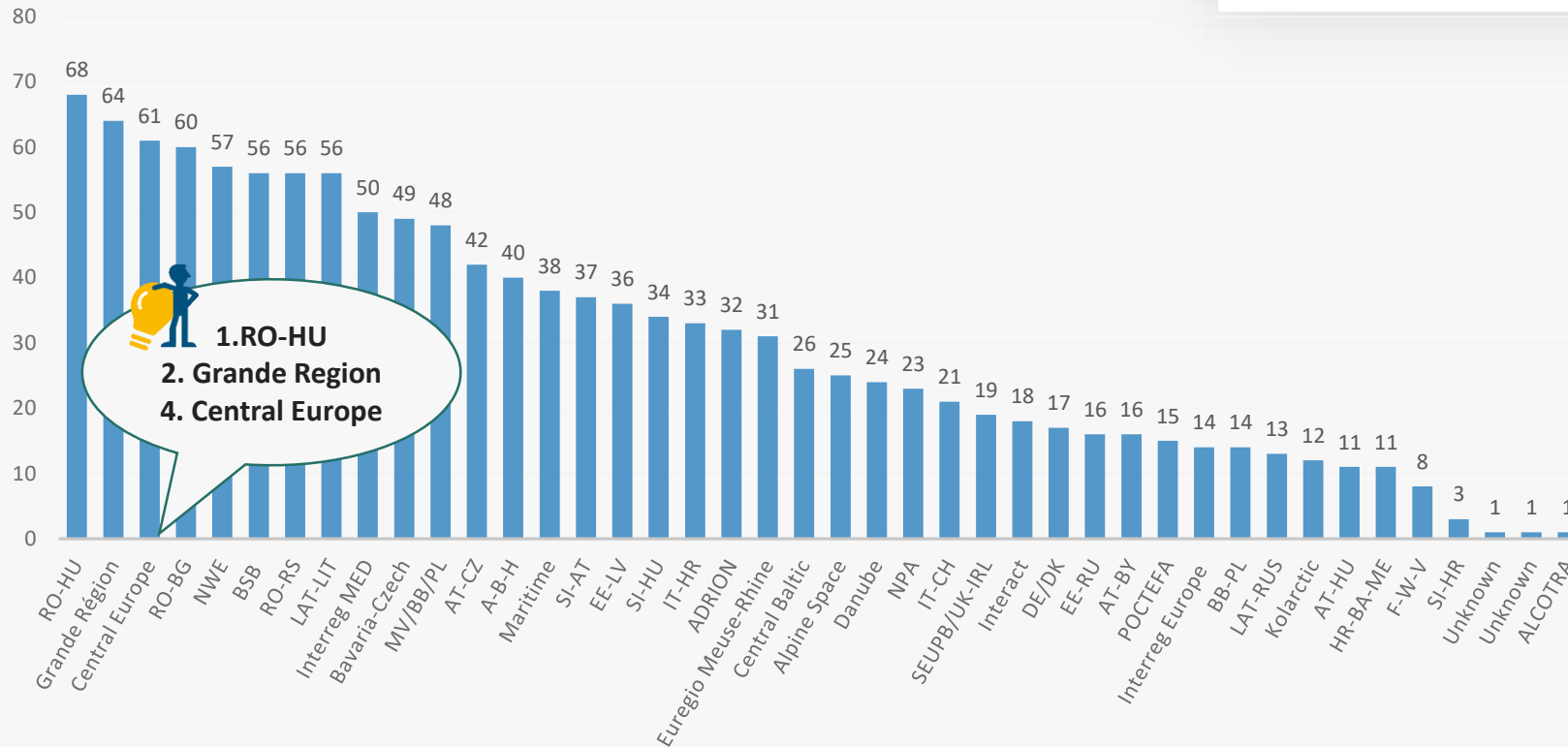
No blockers!

All urgent issues were fixed and
included in Jems V 6.0!

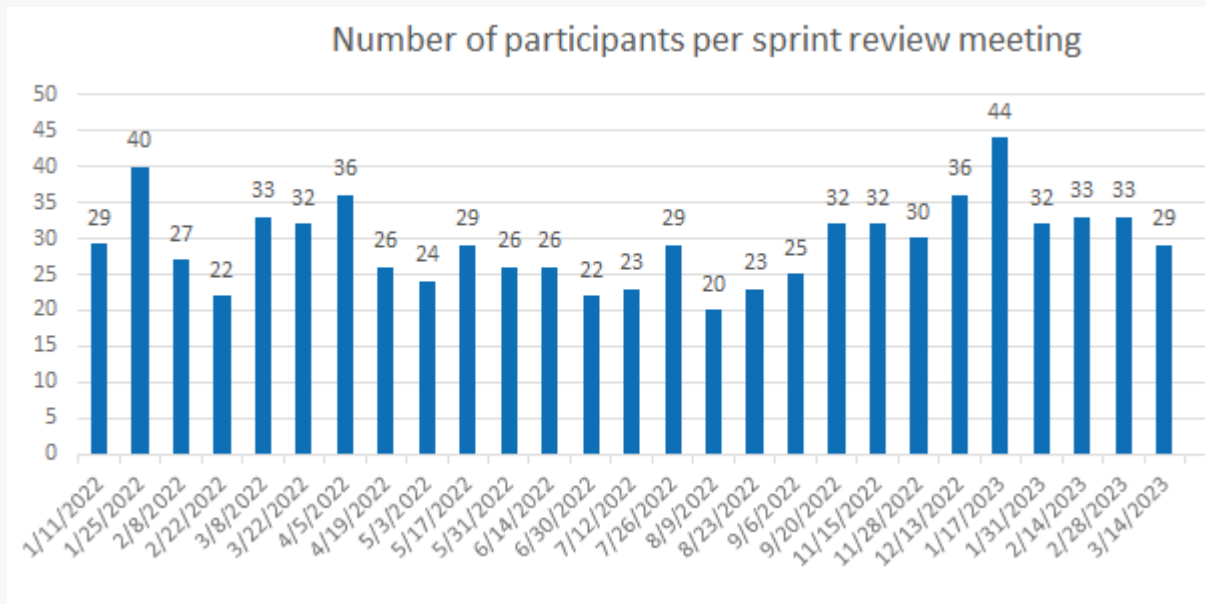
Sprint Review meetings



1. Isabelle Lecroart NWE
2. Nicu Buzgure RO-BG; RO-HU
3. Alexandru Culea RO-BG



Sprint Review meetings



Number of Sprint Reviews: **73**

Average number of participants: **29**

Maximum number of participants:

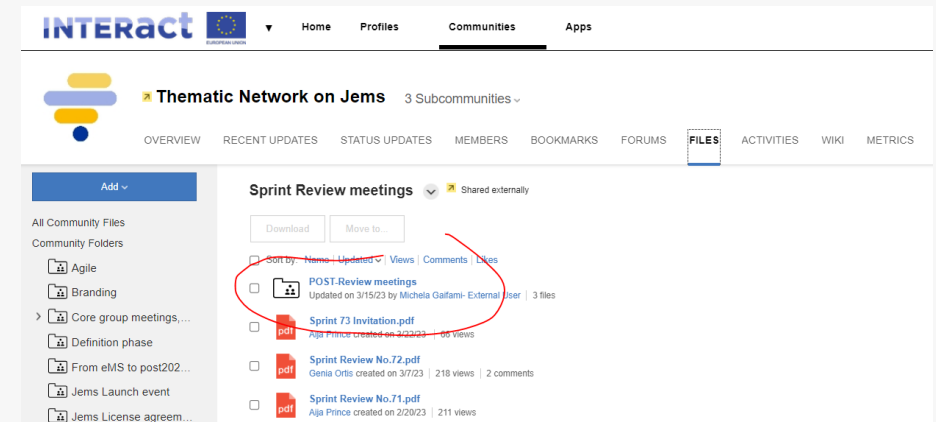
17.01.2023

Post - Sprint Review meetings

Hosted by

Goal of the meeting: Exchange among programmes on own developments, plugins, solutions, workarounds etc.

Michela Gaifami (Northern Periphery and Arctic)
Claudia Pamperl (Central Europe)



Organised just after the regular Sprint Review meetings!

User tests

Programme Users/Beneficiaries

**November
2022**

Goal of the tests

- Evaluate the usability of developed features regarding:
- Usability of new workflows (contracting, modifications, partner reporting)

Target Group

- Programme officers
- Project partners (beneficiaries)

User tests Controllers

March 2023

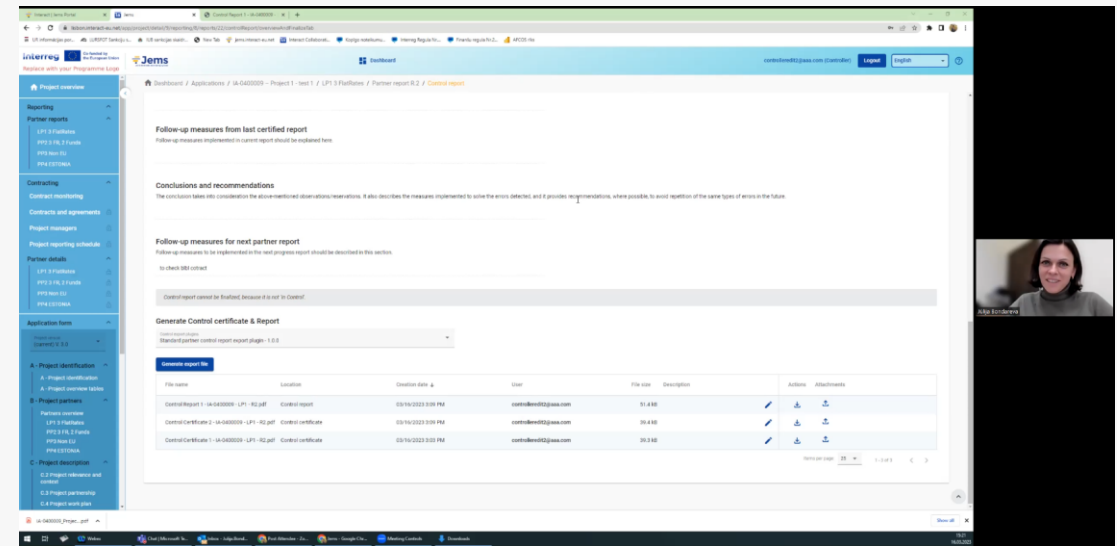
Goal of the tests

Evaluate the usability of developed features

Usability of new workflows (Control)

Target group






Controllers



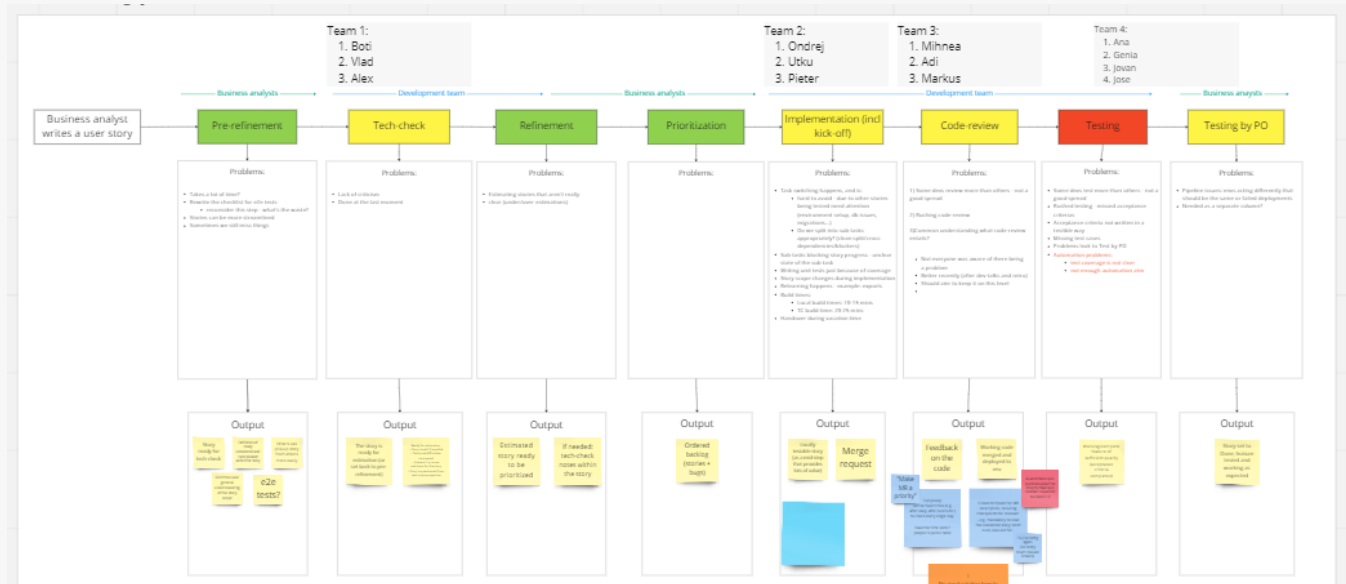
Team Week in Vienna

16-20 January 2023

Work from one office; Retrospective; Reviewed processes;
Team building activities


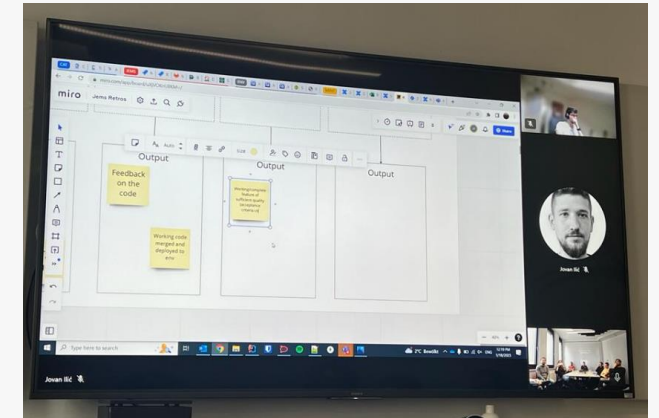


Team Retrospective



Constant reviewing of the development process

Together with CF and internally

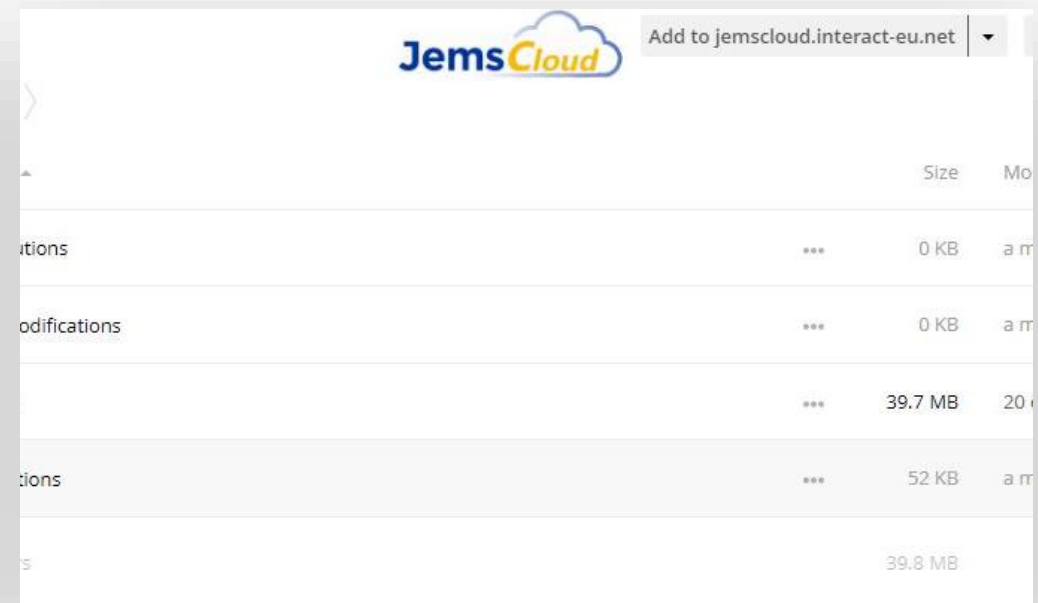


Jems community can **start** sharing own developments

Interact has created a platform ([JemsCloud](https://jemscloud.interact-eu.net)) where all programmes are encouraged to share their plans or finalized developments with the community. If there is a lot of interest from the community in a specific development, Interact can make it part of the official release.



The image shows the login page of JemsCloud. At the top is the JemsCloud logo, which consists of the word "Jems" in blue and "Cloud" in yellow, with a blue cloud icon above the "d". Below the logo are two input fields: "Username or email" and "Password". Each field has a placeholder text "Username or email" and "Password" respectively. Below these fields is a "Login" button.



The image shows a screenshot of the JemsCloud interface. At the top right is the JemsCloud logo and a button that says "Add to jemscloud.interact-eu.net". Below this is a table with columns for "Size" and "Mo". The table contains several rows of data, including "ations", "odifications", and "ations". The "Size" column shows values like "0 KB", "39.7 MB", and "52 KB". The "Mo" column shows values like "a m", "20", and "a m".

| | Size | Mo |
|--------------|---------|-----|
| ations | 0 KB | a m |
| odifications | 0 KB | a m |
| | 39.7 MB | 20 |
| ations | 52 KB | a m |
| S | 39.8 MB | |

When to reach out via Jems Helpdesk

Before reaching out to Jems team:

The image is a composite graphic illustrating the steps to take before contacting the Jems team via the Helpdesk. It features a screenshot of the Jems Helpdesk interface on the right, with three callout bubbles on the left asking if the user has checked specific resources:

- Dark blue bubble:** "Did you look up certain section in User Manual/Technical manual?" (Points to the 'User manual' link in the sidebar).
- Light blue bubble:** "Did you check the video tutorials?" (Points to the 'Tutorials' link in the sidebar).
- Yellow bubble:** "Did you look up certain section in User Manual/Technical manual?" (Points to the 'Frequently Asked Questions (FAQ)' link in the sidebar).

The Jems Helpdesk interface shows a sidebar with the following links: Release notes, Technical manual, User manual, Tutorials, Frequently Asked Questions (FAQ), and Jems Helpdesk. The main content area displays the 'User manual' page, which includes a breadcrumb trail 'Manual / User manual' and a list of sections: Dashboard, Programme setup, Call configuration, Applications, Projects, and System management.

Below the callout bubbles, there is a small video thumbnail titled 'Lump sums and Unit costs in Jems (Version 4.0.1)' showing a woman speaking, and the Jems logo with the tagline 'Joint electronic monitoring system'.

IBM Communities

Be pro-active!

Share your experience/expertise when colleagues ask for support

Share your programme approach, customized solutions

If you have feedback from your beneficiaries/users, share it with others!

Did your programme organize User satisfaction survey?

Organise it! We are looking forward to see the outcomes!



Keep.eu update

Janne Kiilunen, Interact



Cooperation works

All materials will be available on:
[Interact connections / MC community](#)

Coffee break





Back at 11:00AM



Exchange

Main challenges when working on Jems

Choose the group based on the status of your programme regarding Jems

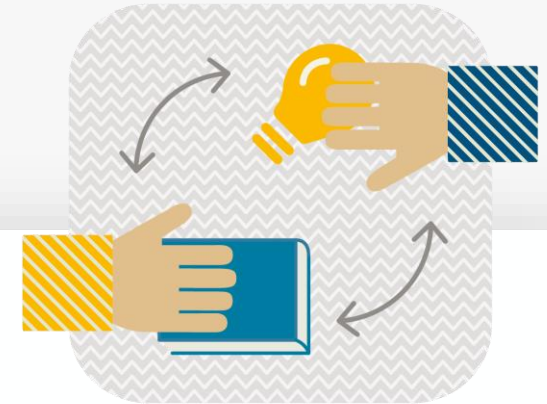
|  |  |  |  |
|---|--|--|--|
| Eggs | Caterpillar | Pupa | Butterfly |
| <ul style="list-style-type: none"> - Starting with calls (no call open) - Preparing for opening calls - Setting up Jems installation | <ul style="list-style-type: none"> - First calls open - Assessment of projects | <ul style="list-style-type: none"> - Projects selected - Contracting of projects | <ul style="list-style-type: none"> - Partner reporting started - Have Fast track Lump-sum payments |

Exchange

Main challenges when working on Jems

Discuss general experience with Jems

- What worked well
- What solution did you find to the challenges you faced (e.g., legal issues, monitoring issues etc. think more broadly than only MS).



This should be place where you find all answers to operational issues, not only Jems!

An illustration on a blue background shows two blue silhouettes of people standing on grey pedestals with white zigzag patterns. A yellow cable connects the two pedestals, with a yellow speaker at each end. The speaker on the left is on the pedestal, while the speaker on the right is floating in the air. The person on the right is holding a phone to their ear.

Lunch break

Back at 14:00PM

World Café (incl. break)

Goal: Sharing experience among programmes related to the topic. Possibility to get information on best practice.



15min x 4 rounds

Four Café corners

- Installation, developments, updates in Jems (incl. Hotfixes)
- Contracting
- Partner, project reporting
- Control (latest developments)

Programme Developments

Amund Sole
(Central Europe)

Gateway and 'fact sheets' with access via API to checklists

Simona Lullo
(Itlay – Chroatia)

Interoperability with other systems via API

Florian Jacquet
(MED)

'Partner declarations', highlights the flexibility of plugin approach in Jems

Floor is open for Q&A

