


# Finalise your IL & methodology paper

---

19 January 2021 | Online

**The meeting will start at 13:00 CET**




## Agenda (13.00 - 15.30 CET)

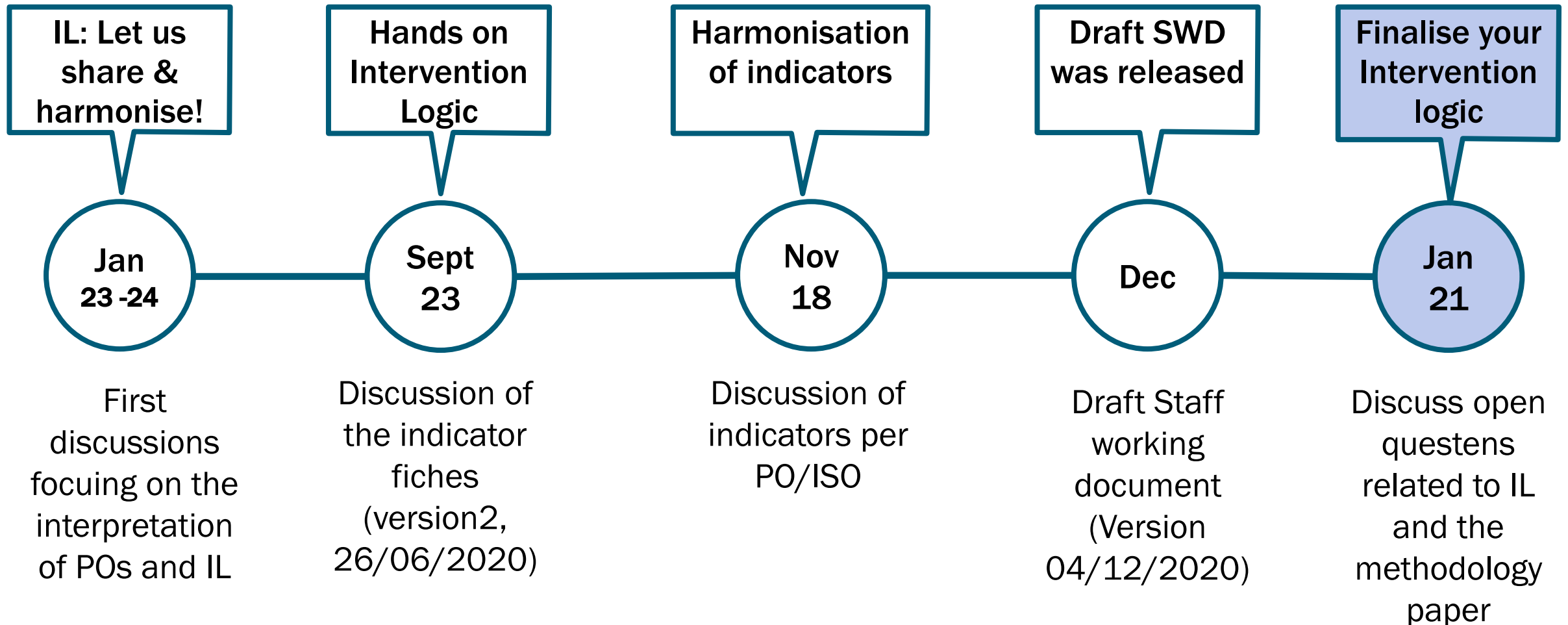
- **DG REGIO update:** Commission staff working document on performance monitoring and evaluation. study on monitoring data and monitoring systems, etc., *David Alba (Unit of Evaluation and European Semester, EC, DG REGIO)*
- **General questions related to the intervention logic and target setting**, *Irina Ciocirlan (Unit of Evaluation and European Semester, EC, DG REGIO)*
- **Q&A**, *Slido*
- **Panel discussion ‘Intervention Logic and setting targets: what does that mean in practice’**, *Marta Slezak-Warszycka (Interreg Baltic Sea Region), Oana Cristea (Interreg IPA CBC RO-RS), Iveta Puzo (Tesim), Stef Peeters (Interreg V-A Belgium - The Netherlands)*
- **Harmonisation of indicators:** Update on previous meetings and next steps
- **Good practice example:** Indicator harmonisation efforts for TN programmes, *Sina Redlich (Federal Institute for Research on Building, Urban Affairs and Spatial Development, Germany)*

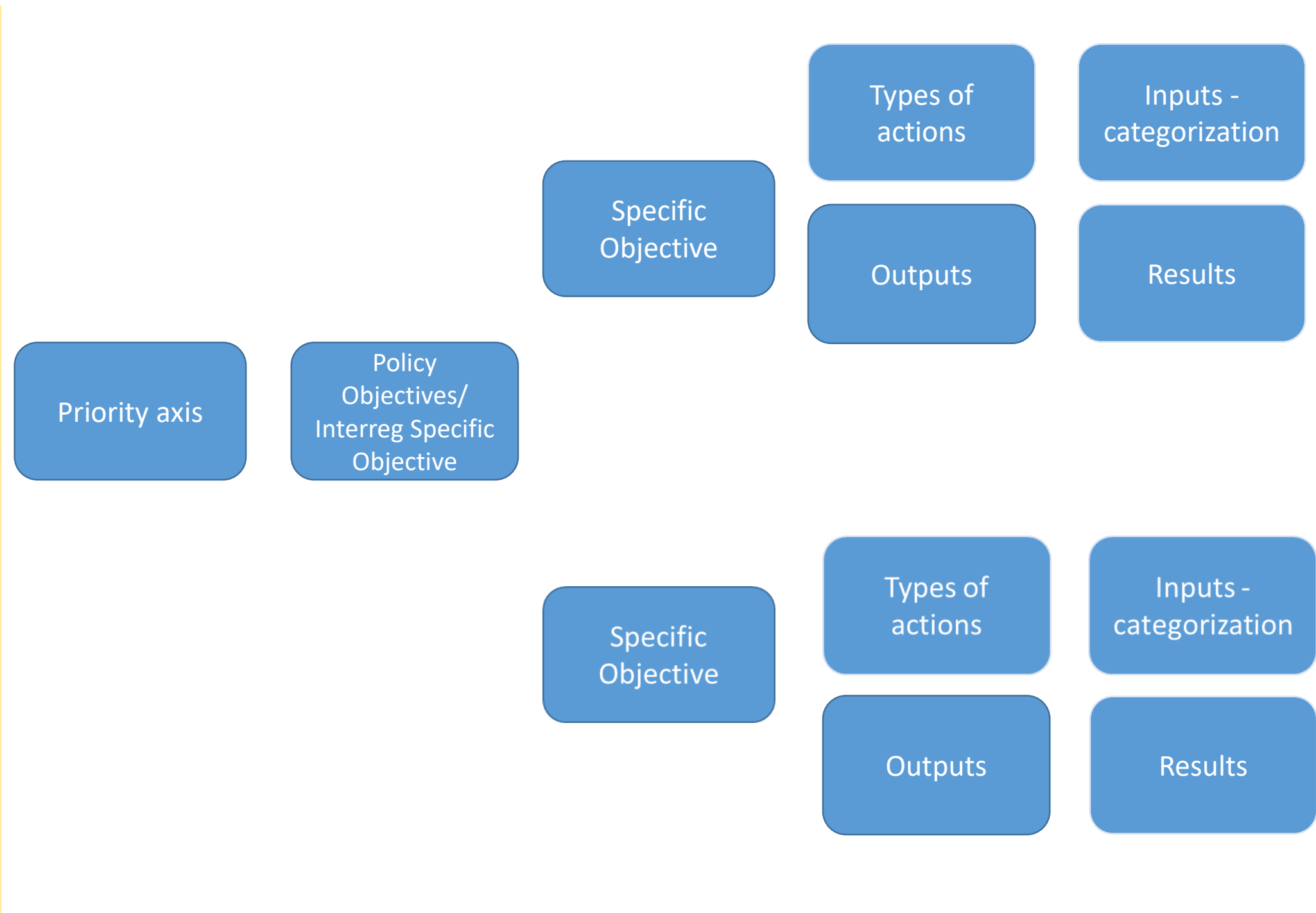
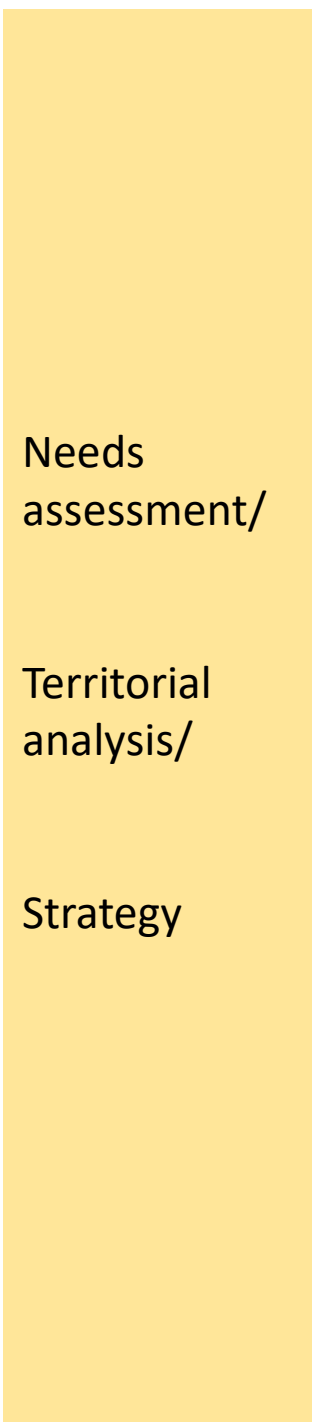
# Ground rules for indicator systems

---



# Discussion of IL & indicators since 2020





# Rules on indicators

## To keep in mind:

- Number of indicators: *The EC would not encourage the use of numerous indicators per SO, but would like to see a focused approach (Q&A)*
- You can define common indicators more narrowly than in the fiche (but not broader)
- Use of common indicators for POs 1-5 only for the respective PO
- Use of common Interreg indicators for POs 1-5 shall be possible
- Use of common Interreg indicators for ISOs
- Two common indicators refer to: *After project completion meaning at project completion or up to one year after project completion (Q&A)*


# Guidance and presentations

- Staff working document: 2021-2027 Performance Monitoring and Evaluation under ERDF/CF and JTF
- Indicator fiches
- Thematic Network ‘Results and Evaluation’
- Events:
  - IL and indicators post-2020: Let us share & harmonise!, 23-24 Jan. 2020
  - Hands on Intervention Logic; 22-23 September 2020
  - Harmonisation of progr. specific indicators, 18 Nov. 2020
  - Finalise your Intervention Logic: 19 January 2021



# **DG REGIO update: SWD, study on monitoring data and monitoring systems, etc**

---





**Interact– 18/01/2021**

***2021-2027  
SWD for Performance,  
Monitoring and Evaluation***

***REGIO Evaluation and  
European Semester Unit***

# A Staff Working document

- REGIO is preparing a staff working documents on performance monitoring and evaluation
- It will lead to the final publication of the indicator methodological descriptions
- To be published as close as possible to the adoption of the CPR and ERDF/CF regulation
- Very important that we use it in programming

# Programming + monitoring

Based on

- Draft Regulation
- Council positions
- Presentation by EC to MS in seminars + Evalnet
- Q+A s raised by Member States

Pending Trilogue conclusions

## Table of Contents

<b>1. INTRODUCTION.....</b>	<b>2</b>
<b>2. CONCEPTS.....</b>	<b>2</b>
<b>3. SETTING PROGRAMME OBJECTIVES AND MONITORING.....</b>	<b>3</b>
<b>3.1. Objective setting and the performance framework .....</b>	<b>4</b>
<b>3.2. Methodology for the establishment of the performance framework (Article 13) .....</b>	<b>4</b>
<b>3.3. Monitoring and reporting.....</b>	<b>5</b>
<b>3.3.1. The role of indicators .....</b>	<b>5</b>
<b>3.3.2. Output indicators .....</b>	<b>6</b>
<b>3.3.3. Result Indicators (outcomes).....</b>	<b>7</b>
<b>3.3.4. Interreg common indicators.....</b>	<b>8</b>
<b>3.3.5. Baselines, milestones and targets.....</b>	<b>8</b>
<b>3.3.6. Categorisation of financial inputs.....</b>	<b>9</b>
<b>3.3.7. Reporting (Article 37).....</b>	<b>9</b>
<b>3.4. Mid-term review (Article 14).....</b>	<b>10</b>

## Contents

<b>ANNEX 1: ERDF/CF and JTF Common indicator methodological descriptions .....</b>	<b>2</b>
<b>Table 1: Distribution of the ERDF/CF and JTF common indicators by associated policy objective and specific objective.....</b>	<b>2</b>
<b>ANNEX 2: Characteristic of the common indicators 2021-2027 .....</b>	<b>6</b>
<b>Table 1: List of 2014-2020 common indicators reclassified as common result indicators 2021-2027 .....</b>	<b>6</b>
<b>Table 2: Common result indicators 2021-2027 that will normally require baseline values .....</b>	<b>7</b>
<b>Table 3: Common indicators 2021-2027 that will require a breakdown by sub categories in the reporting of implemented values (reporting table 3 and table 6) .....</b>	<b>8</b>
<b>ANNEX 3: Example of a programme template for a specific objective (OP template) and supporting performance framework methodology document. ....</b>	<b>9</b>
<b>Elements from the Performance Framework methodology – RSO 1.1 .....</b>	<b>11</b>
<b>ANNEX 4: Example of a table for the transmission of data on indicators (CPR art 37 (1) and (2), Annex VII) – (as of 31/12/2024) .....</b>	<b>14</b>
<b>TABLE 3: Common and programme specific output indicators for ERDF, Cohesion Fund and the EMFF (Article 37(2)(b)) JTF.....</b>	<b>14</b>
<b>TABLE 5: Multiple support to enterprises for ERDF, Cohesion Fund at programme level (Article 37(2)(b)).....</b>	<b>16</b>
<b>TABLE 6: Common and programme specific result indicators for ERDF, Cohesion Fund and the EMFF (Article 37(2)(b)) (JTF).....</b>	<b>17</b>
<b>Example 1: SO1.1 - Research and Innovation - result indicators with no baselines</b>	<b>17</b>
<b>Example 2: SO2.1 – Energy Efficiency – a result indicator with a baseline.....</b>	<b>18</b>
<b>ANNEX 5: Correspondence between ERDF/CF Regulation Annex 2 (indicators for corporate reporting) and Annex 1 (programming common indicators).....</b>	<b>19</b>

# Finalising indicator descriptions (1/2)

The indicator descriptions from Autumn 2019 are the latest available.

Elements still to be factored in

1. Comments from MS from December 2019;
2. Awaiting the final trilogues position on the ERDF/CF Annex 1  
(EP had significant proposals, might touch the indicator names and add to the list);
3. We need to will launch an internal Commission consultation.  
We cannot exclude input from sectoral DGs (i.e. completing legislative references, etc.)
4. We plan to present the final descriptions to EVALNET in March.  
SWD adoption in for April / May 2021 with Regulations

# Evaluation and Evaluation Planning

- Based on guidance and experience from 2014-20 period;
- Proportional and practical;
- Leaves methodological questions to further discussions;
- ENM is the place for these discussions (helpdesk feedback, methodological papers, etc.);

<b>4. PROGRAMME LEVEL EVALUATION .....</b>	<b>10</b>
<b>4.1. Evaluation during the programming period (Article 39(1)) .....</b>	<b>11</b>
<b>4.2. Evaluation of the impact on programme level (Article 39(2)).....</b>	<b>11</b>
<b>4.3. Main criteria &amp; standards .....</b>	<b>13</b>
<b>4.4. Evaluation Plan (Article 39(6)) .....</b>	<b>14</b>
<b>4.4.1. Objectives, coverage, coordination.....</b>	<b>14</b>
<b>4.4.2. Evaluation framework.....</b>	<b>15</b>
<b>4.4.3. Planned evaluations .....</b>	<b>15</b>
<b>5. THE USE OF PROGRAMMING AND MONITORING DATA AT EU LEVEL ..</b>	<b>17</b>
<b>5.1. Cohesion open data platform .....</b>	<b>17</b>
<b>5.2. Corporate and budget reporting.....</b>	<b>17</b>



# Keep in touch with Evaluation + #ESIFOpenData



[ec.europa.eu/](http://ec.europa.eu/)



[#ESIFOpenData intro video](#)



[Inforegio website](#)  
[ESIF Open Data Platform](#)



[#ESIFOpenData FAQ + User Guide](#)



[@EU\\_Commission](#)  
[@EUinmyregion](#)  
[@RegioEvaluation](#) [#ESIFOpenData](#)



[@EuropeanCommission](#)

# Frequent questions – intervention logic

- (*exclusive?*) Use of Interreg common indicators across ISOs and ERDF POs?
- Number of indicators?
- Definitions, frequency of monitoring and correlations between indicators?
- How to collect data on result indicators after project finalization?
- Qualitative indicators?

# Frequent questions – methodological document of the performance framework

- Recommended/common structure, level of detail?
- How to set the targets?
- How is it assessed by the Commission?
- Possible data sources for the baselines and targets?
- Correlation between intervention fields and indicators?

# Thank you




© European Union 2020

Unless otherwise noted the reuse of this presentation is authorised under the [CC BY 4.0](https://creativecommons.org/licenses/by/4.0/) license. For any use or reproduction of elements that are not owned by the EU, permission may need to be sought directly from the respective right holders.




# **General questions related to the intervention logic and target setting**

---



# The methodology paper

---



# Methodological document

Methodological document (Article 13) is needed to understand:

- the intervention logic and the criteria applied to select indicators
- the use of resources
- the choice of indicators by type of intervention
- evidence supporting the assumptions for the calculation of the 2024 milestones and the 2029 targets
- durability of results
- risks related to sensitivity of assumptions, data reliability; data collection, evidence, quality assurance; factors that may influence achievement of milestones and targets, how they've been taken into account

**No pre-defined format! Available upon request to Commission!**

# Let's head for a pragmatic approach! - 1/3

## Introduction on general approach / philosophy ...

- Lean, simple, no disproportionate burden for beneficiary, respecting RACER criteria,
- use of CI to allow for a better narrative at the European level,
- attempt to strike a compromise between descriptive value, achieving critical mass and manageable number of indicators

## Chart – overview

- PO/SO
- Input (financial allocation)
- OI and RI
- Intervention categories



# Let's head for a pragmatic approach! – 2/3

## Description of indicators:

Indicator fiche as model – adding boxes on:

- Justification for selection
- Definition of terms used in RCO and RCR in the context of the programme (harmonisation?)
- Eventual more narrow definition plus rationale!
- Eventual additional rules on counting
- Approach and methodology for target setting (based on e.g. project size; experience on comparable outputs/results per project in the current period; detailed knowledge about intended flagships etc.)
- Reflections on ,risk factors' & provisions for reliability of data collection

# Let's head for a pragmatic approach! – 3/3

## Ad target setting ...

For example, to demonstrate that milestones and targets are realistic and achievable, the recorded information could be as follows.


*The target value for indicator X was calculated by dividing the total amount of allocation (both EU and national contribution) for operations which will contribute to this indicator by the unit cost established on the basis of similar interventions in 2014-20 period. The unit cost has been adjusted for estimated inflation (... %) and to take into account that projects foreseen for 2021-27 will involve more participants than in 2014-20 allowing for a measure of economy of scale. This estimate may be invalidated if the following assumptions turn out to be false:*

- *Assumption X*
- *Assumption Y*

*Source: GUIDANCE FICHE - PERFORMANCE FRAMEWORK REVIEW AND RESERVE IN 2014-2020 FINAL VERSION – 14 MAY 2014*


# Coffee break

---




# Slido: 76544

---



# Panel discussion

---



# Panelists

Marta Slezak-Warszycka (BSR)

Oana Cristea (RO-Serbia)

Iveta Puzo (TESIM)

Stef Peeters (BE-NL)

**Thank's for joining! Thank's for sharing!**

# Selection of indicators: What to consider?

Infrastructure:  
Achieving a  
critical mass?


Relevant  
Accepted  
Credible  
Easy  
Robust

Reliability  
of the  
system!

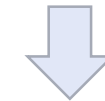
Supportive  
for the  
narrative  
on impact?  
(evaluation)

Cooperation  
element  
illustrated?  
(USP of  
Interreg)

Easy to  
understand for  
beneficiaries

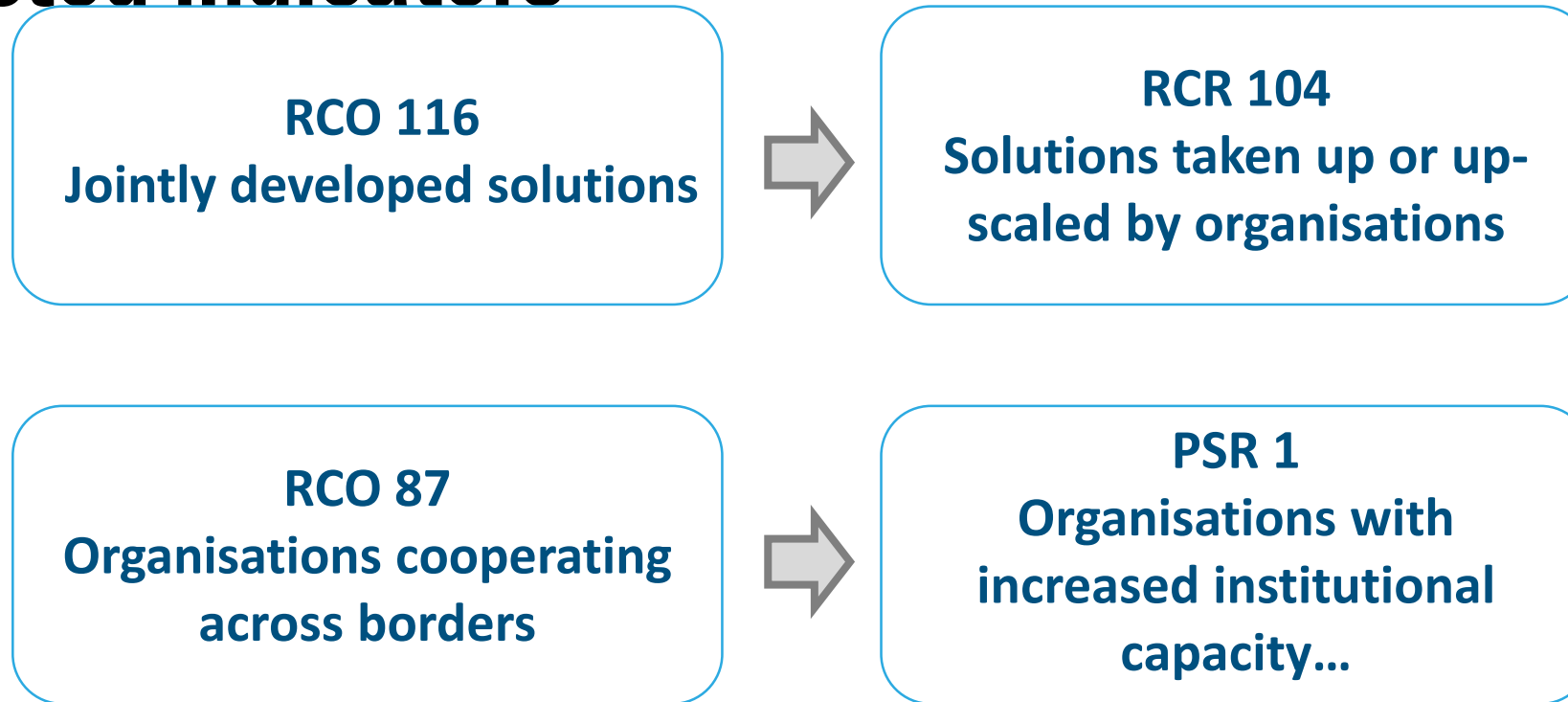


Easy to report!



Less efforts  
for data  
collection

### 3. Selected indicators



⇒ The thematic context through the selected Specific Objective



**Case study:**  
**Priority 1: Environmental protection**  
**and risk management**



Specific objectives	Result indicators	Output indicators
<u>1.1. Enhancing nature protection and biodiversity, green infrastructure in particular in the urban environment, and reducing pollution</u>	RCR 95_ Population having access to new or improved green infrastructure	RCO 36_ Green infrastructure supported for other purposes than adaptation to climate change
	RCR 52_ Rehabilitated land used for green areas, social housing, economic or other uses	RCO 38_ Surface area of rehabilitated land supported
	RCR 104_ Solutions taken up or upscaled by organisations	RCO 84_ Pilot actions developed jointly and implemented in projects
	RCR 85_ Participations in joint actions across borders after project completion	RCO 81 - Participations in joint actions across borders
<u>1.2. Promoting renewable energy</u>	RCR 104_ Solutions taken up or upscaled by organisations	RCO 84_ Pilot actions developed jointly and implemented in projects
<u>1.3. Promoting energy efficiency measures and reducing green-house gas emissions</u>	RCR 104_ Solutions taken up or upscaled by organisations	RCO 84_ Pilot actions developed jointly and implemented in projects
<u>1.4. Promoting climate change adaptation, risk prevention and disaster resilience</u>	RCR 84_ Organisations cooperating across borders after project completion	RCO 87 - Organisations cooperating across borders
	RCR 85- Participations in joint actions across borders after project completion	RCO 81 - Participations in joint actions across borders

# Approaches to target setting


## Based on the financial allocation to the SO

The following factors could be used to calculate the target values:

- average project size,
- average number of outputs/results/solutions per project,
- average number of partners / organisations cooperating in a project,
- if one goes for infrastructure indicators it could be technical parameters (e.g. cost per ha rehabilitated land / km cycle path etc.)
- Others?

# Harmonisation of programme-specific indicators

---



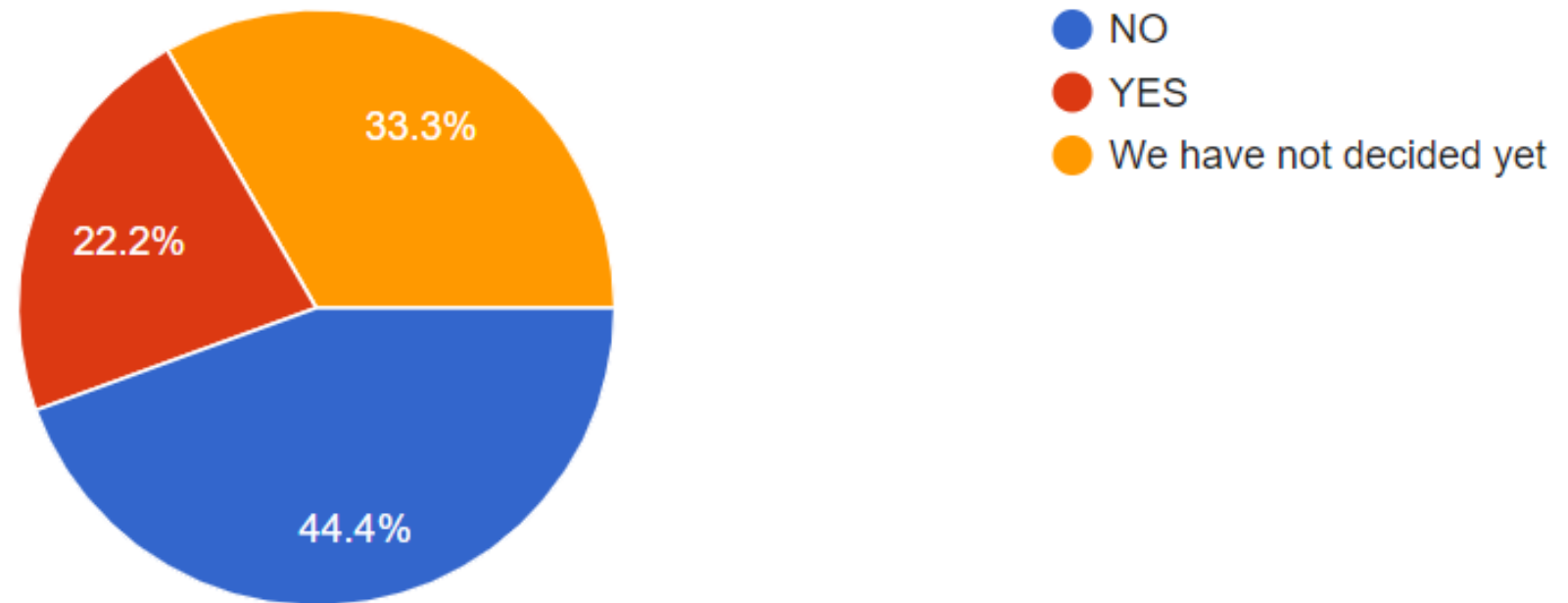
# Meeting on 18/11/2020

*Trend towards CI, in particular Interreg-specific ones;  
(rare) examples of programme-specific indicators  
discussed:*

SO	Programme-specific indicators in discussion
SO 2.7 (nature protection)	Ol: Areas, where joint activities for maintaining and improving biodiversity and state of nature conservation (e.g. NATURA 2000 Areas) are carried out
SO 3.3 (transport)	Ol: Number of bridges across border rivers renovated
SO 4.8 (tourism)	Ol: Number of measures in connection and promotion of joint tourist offer Ol: Length of created cycling tracks, cycling routes, bridle paths and foot paths RI matching RCO 115 <i>Public events across borders jointly organised</i>

# Does your programme plan to use programme specific indicators?

18 responses



# **If yes, which indicators will your programme use? Please indicate the title and the subject**

- Persons covered by CLLD strategies at cross-border level (RCR83bis)
- Capacity-building of organisations

# Capacity building

During the event in January we started working on two programme-specific result indicators together with colleagues from TN programmes:

1. People with increased capacity in the field tackled by the project due to their participation in cooperation activities
2. Organisations with increased institutional capacity due to their participation in cooperation activities across borders



Indicator Name	People with increased capacity <i>in the field tackled by the project</i> due to their participation in cooperation activities
Brief definition	The number of people that increases their professional capacity in the field tackled by the project due to their regular participation in cooperation activities
Measurement unit	Individuals
Type	Result
Message	The indicator is a proxy for the learning generated thanks to the project.
Policy objective	All
Specific objective	All
Use with other common output indicators	RC081
Associated result indicators	RCR 79 & RCR 104



Indicator Name	Organisations with increased institutional capacity due to their participation in cooperation activities across borders
Brief definition	The number of organisations that increased their institutional capacity in the thematic field of the project by actively participating in cooperation activities across borders
Measurement unit	Organisations
Type	Result
Message	This indicator is a proxy for potential improvement in the region in a specific field due to increased competence of relevant actors
Policy objective	All
Specific objective	All
Use with other common output indicators	RC084, RC085, RC087

# Capacity building - Survey (template)

[Preamble]


- Identification (Your name and surname; E-mail address; Organisation name; Country; Status in project: Beneficiary/Associated organisation/Other stakeholder;)
- Did the institutional capacity of your organisation increase as a result of involvement in this project? (Yes/No / Not sure)
- If you answered 'Yes': How has your organisation changed? Select all that apply. (Used new knowledge or skills; Adopted new tools; Adopted new procedures or workflows; Changed the organisational structure; Other)

# Harmonisation of indicators for MRS

- On 13 November we started working with 3 TN programmes on harmonisation of indicators related to MRS.
  
- Under consideration:
  - RCO 116 Joint developed solutions
  - RCO 118 Organisations cooperating for a multi-level governance of MRS (demarcation line)
  
  - RCR 84 Organisations cooperating across borders after project completion
  - RCR 104 Solutions taken up or up-scaled by organisation
  - Capacity building indicator (Interact)

# **Good practice example: Indicator harmonisation efforts for TN programmes**

---



# STUDY: COMPARISON OF INDICATOR SYSTEMS OF SIX INTERREG B PROGRAMMES 2014-2020

## Programme-specific output indicators

- Do overlap between the programmes content wise (strategies, tools, learning, structures). But there are substantial variations regarding their exact wording.
- Common Interreg specific output indicators enable joint approach

## Programme-specific result indicators

- Largely focus on increased capacity or improved cooperation of relevant target groups
- Common Interreg specific result indicators do not cover these aspects
- Jointly developed new indicators on capacity building enable joint approach

# TERRITORIAL ACHIEVEMENTS

- Interreg = Instrument for territorial cohesion, multiple impacts on territories!
  - Territorial aspects are almost not present in the proposed common indicators. There is no differentiation following a spatial typology or regarding spatial qualities (exception: urban-rural linkages).
  - RCO (new1) Projects supporting cooperation across borders to develop urban-rural linkages - Not frequently chosen
- 
- Outputs and results relevant to different territories will not be displayed in the future programming period via indicators
  - USE EVALUATIONs to display place-based results and impacts!

## WHY HARMONIZE?

- Why not? Indicators were similar already in current period – just the wording differed – big step forward through Interreg indicators
- Indicators steer project development: same indicators contribute to joint understanding of Interreg interventions across Europe

## JOINT COMMUNICATION OF RESULTS

- Enhance Interreg success story through quantitative information

„Interreg stakeholders across Europe have jointly developed 655 solutions on energy efficiency“

„Through cooperation across borders 587 organisations succeeded to increase their capacities in the field of circular economy“

	Strategies and action plans jointly developed	Pilot actions developed jointly and implemented in projects	Participation in joint training schemes	Organisations cooperating across borders	Projects for innovation networks across borders	Jointly developed solutions	Projects supporting cooperation across borders to develop urban-rural linkages	Organisations cooperating for multi-level governance of macroregional strategies
	RCO 83	RCO 84	RCO 85	RCO 87	RCO 90	RCO 116	RCO 119	RCO 118
Alpine Space		x*				x		x**
Central Europe	x	x		x		x	x***	
Danube Region	x	x	x****		x****	x		x**
Baltic Sea Region				x		x		

\* Not chosen for ISO 1

\*\* only chosen for ISO 1

\*\*\* only for SO 3.1 „Improving transport connections of rural and peripheral region in CE“ and SO 3.2 „Greening urban mobility in CE“

\*\*\*\* only for SO 1.1 „enhancing research and innovation capacities and the uptake of advanced technologies“

\*\*\*\*\* not for SO 1.1 „enhancing research & innovation capacities“ und SO 2.1 „Promoting renewable energy“



	Joint strategies and action plans taken up by organisations	Completion of joint training schemes	Persons covered by joint administrative or legal agreements signed	Organisations cooperating across borders after project completion	Solutions taken up or up-scaled by organisations	Organisations with increased institutional capacities due to their participation in cooperation activities across borders	People with increased capacity in the field tackled by the project due to their participation in cooperation activities
	<b>RCR 79</b>	<b>RCR 81</b>	<b>RCR 83</b>	<b>RCR 84</b>	<b>RCR 104</b>	<b>PSR 1</b>	<b>PSR 2</b>
<b>Alpine Space</b>					<b>x***</b>	<b>x*</b>	
<b>Central Europe</b>	<b>x</b>			<b>x</b>	<b>x</b>		
<b>Danube region</b>	<b>x</b>	<b>x**</b>			<b>x</b>		
<b>Baltic Sea</b>					<b>x</b>	<b>x</b>	

\* Only chosen for ISO 1

\*\* not chosen for SO 1.1 „enhancing research & innovation capacities“ und SO 2.1 „Promoting renewable energy“

\*\*\* not chosen for ISO 1

# PSR 1: ORGANISATIONS WITH INCREASED INSTITUTIONAL CAPACITIES

*This indicator is a proxy for potential improvement in the region in a specific field due to increased competence of relevant actors*

- Agreed methodology
- Straight forward survey to LP
- No rocket science

## 1. Identification

- a. Your name and surname: \_\_\_\_\_
- b. E-mail address: \_\_\_\_\_
- c. Organisation name: \_\_\_\_\_
- d. Country: \_\_\_\_\_
- e. Status in project:<sup>3</sup>
  - ☐ Beneficiary
  - ☐ Associated organisation
  - ☐ Other stakeholder

## 2. Did the institutional capacity of your organisation increase as a result of involvement in this project?

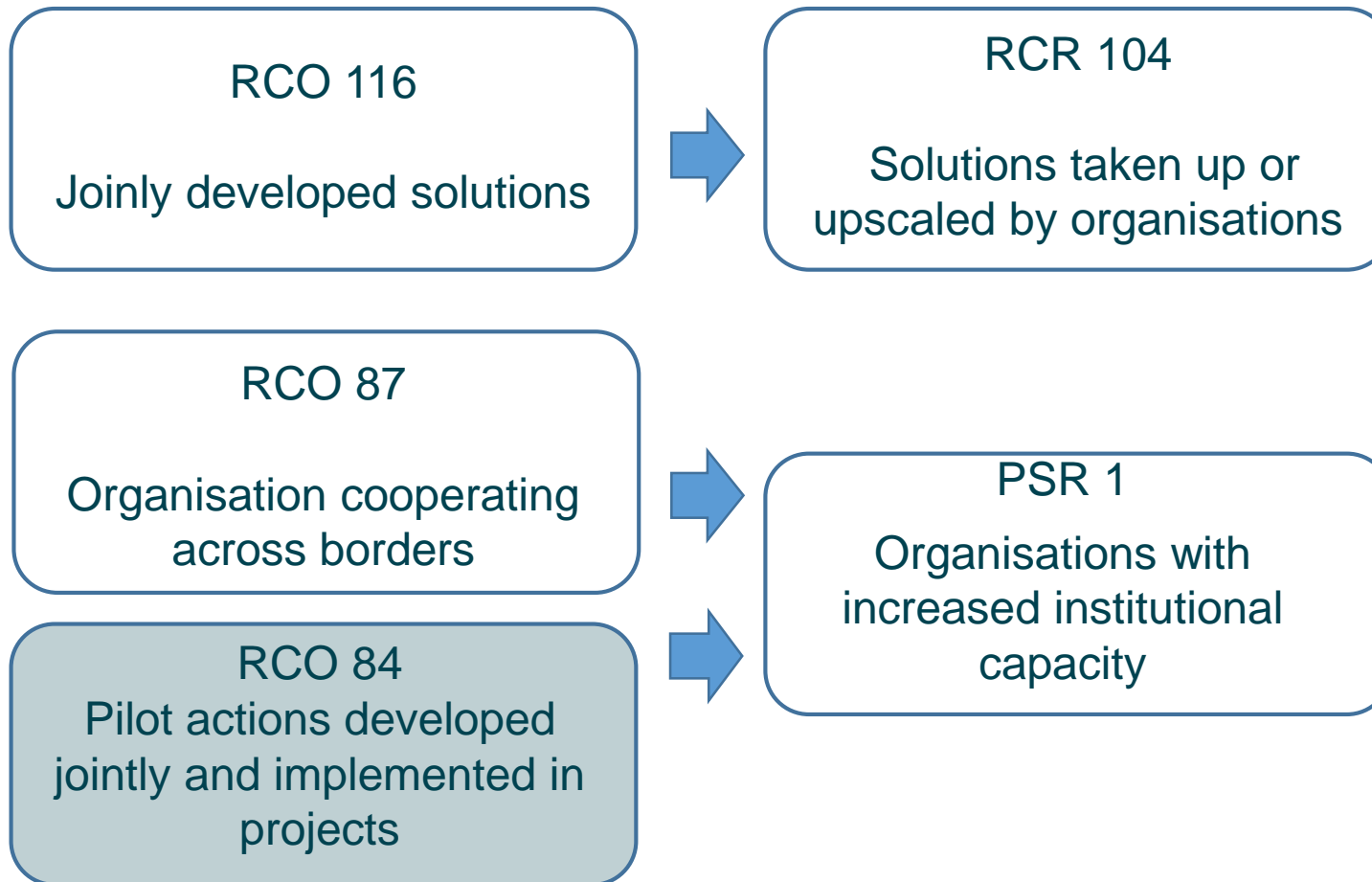
- ☐ Yes
- ☐ No / Not sure

## 3. If you answered Yes: How has your organisation changed? Select all that apply

- ☐ Used new knowledge or skills  
Please describe: \_\_\_\_\_
- ☐ Adopted new tools  
Please describe: \_\_\_\_\_
- ☐ Adopted new procedures or workflows  
Please describe: \_\_\_\_\_
- ☐ Changed the organisational structure  
Please describe: \_\_\_\_\_

# EXTENDED BSR APPROACH -> WORKS FOR OTHERS AS WELL?

Marta Slezak-Warszycka (Interreg Baltic Sea Region)



-> The thematic context through the selected Specific Objective

**Sina Redlich**

Federal Institute for Research on Building, Urban Affairs and Spatial Development (BBSR)

Division I3 European Spatial and Urban Development


sina.redlich@bbr.bund.de

[www.bbsr.bund.de](http://www.bbsr.bund.de)

[www.interreg.de](http://www.interreg.de)


## Wrap up and outlook

---



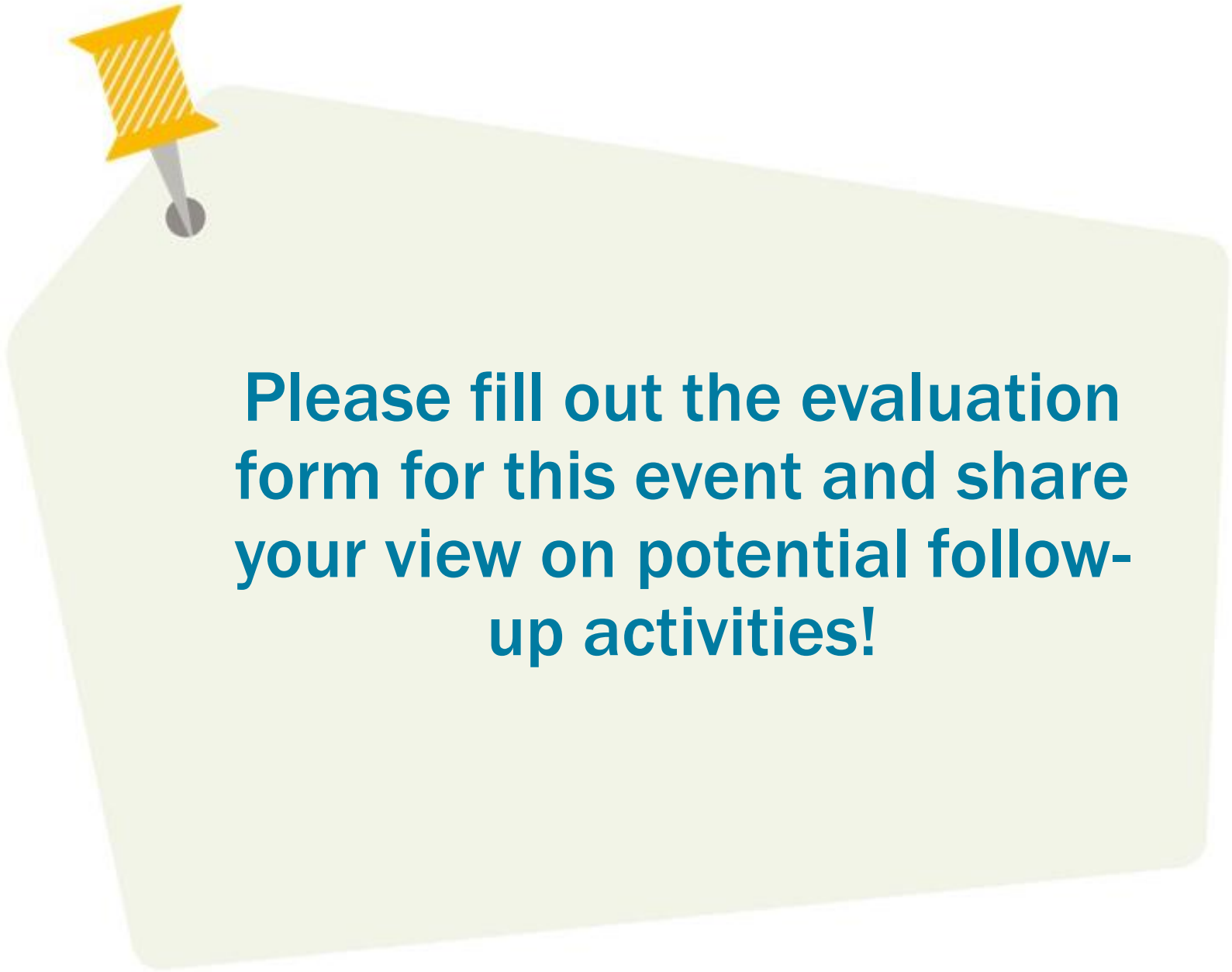
## Upcoming events

---



# Next evaluation events/activities

- Make the fiche operational: practical examples and working groups on how to use it for your programme
  - online or rather written material?
  - February?
- Consistency check: no more event; send us your questions until 22.1.2021
- Evaluation Plan; Q2 or Q3
- Ex-post evaluation; lessons learned from previous evaluations: Q3



**Please fill out the evaluation  
form for this event and share  
your view on potential follow-  
up activities!**



# Cooperation works

---

All materials will be available on:

[\*\*www.interact-eu.net\*\*](http://www.interact-eu.net)

