


Keep.eu

Calculating the value added of Interreg

15 October 2020 | Online

Rafael Agostinho, Interact



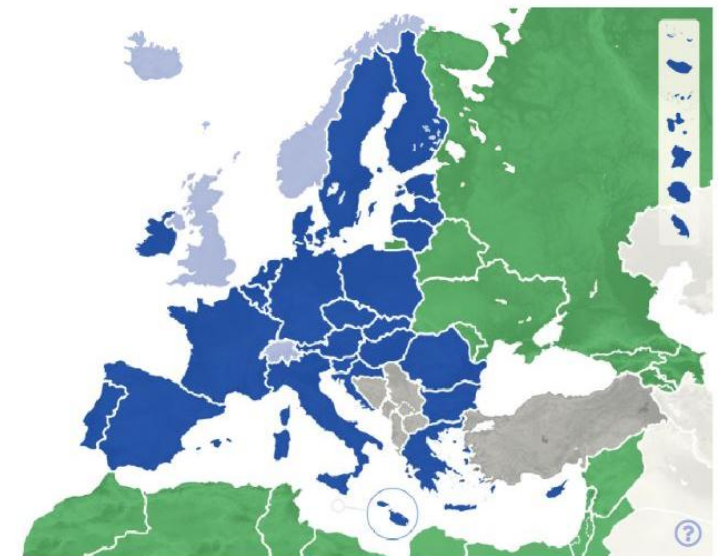
The potential and flexibility of Interreg, Interreg-IPA cross-border and ENI CBC
Check projects contributing to mitigate the impact of COVID-19

23 723 projects
85% of all projects
[Go to projects](#)

109 009 partnerships
81% of all partnerships
[Go to partners](#)

260 programmes
93% of all programmes
[Go to programmes](#)

Your source for Interreg, Interreg-IPA cross-border, ENI-CBC and IPA-IPA cross-border
since 2000, updated every day



[How to work out project financial data from keep.eu?](#)

[How to find the right partner for your project?](#)

23 723 projects
85% of all projects
[Go to projects](#)

109 009 partnerships
81% of all partnerships
[Go to partners](#)

260 programmes
93% of all programmes
[Go to programmes](#)

Your source for Interreg, Interreg-IPA cross-border, ENI-CBC and IPA-IPA cross-border
since 2000, updated every day

23 723 projects
85% of all projects
[Go to projects](#)

109 009 partnerships
81% of all partnerships
[Go to partners](#)

260 programmes
93% of all programmes
[Go to programmes](#)

Your source for **Interreg, Interreg-IPA cross-border, ENI-CBC and IPA-IPA cross-border**
since 2000, updated every day

23 723 projects
85% of all projects
[Go to projects](#)

109 009 partnerships
81% of all partnerships
[Go to partners](#)

260 programmes
93% of all programmes
[Go to programmes](#)

Your source for Interreg, Interreg-IPA cross-border, ENI-CBC and IPA-IPA cross-border
[since 2000](#), updated every day

23 723 projects
85% of all projects
[Go to projects](#)

109 009 partnerships
81% of all partnerships
[Go to partners](#)

260 programmes
93% of all programmes
[Go to programmes](#)

Your source for Interreg, Interreg-IPA cross-border, ENI-CBC and IPA-IPA cross-border
since 2007, [updated every day](#)

23 723 projects
85% of all projects

[Go to projects](#)

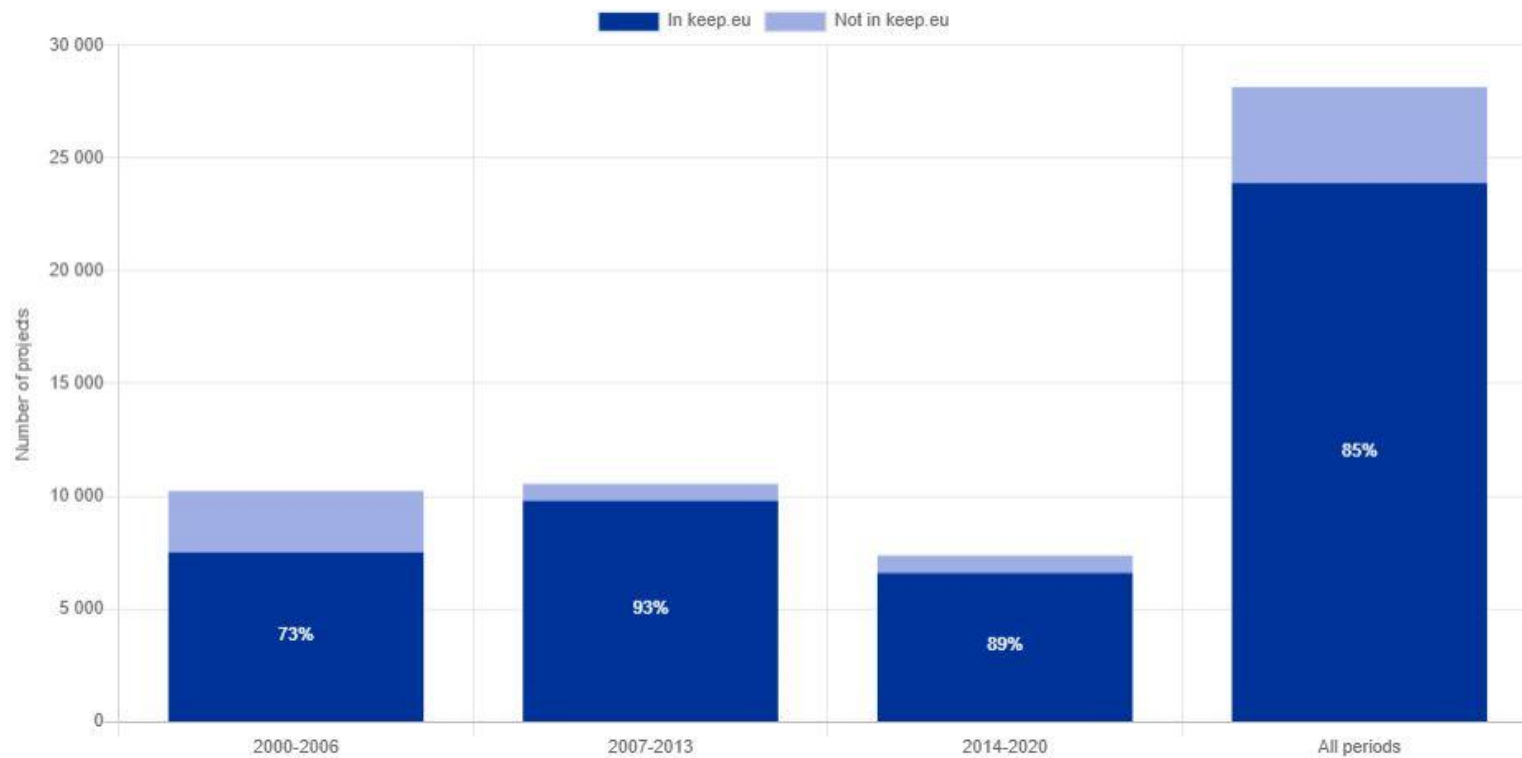
109 009 partnerships
81% of all partnerships

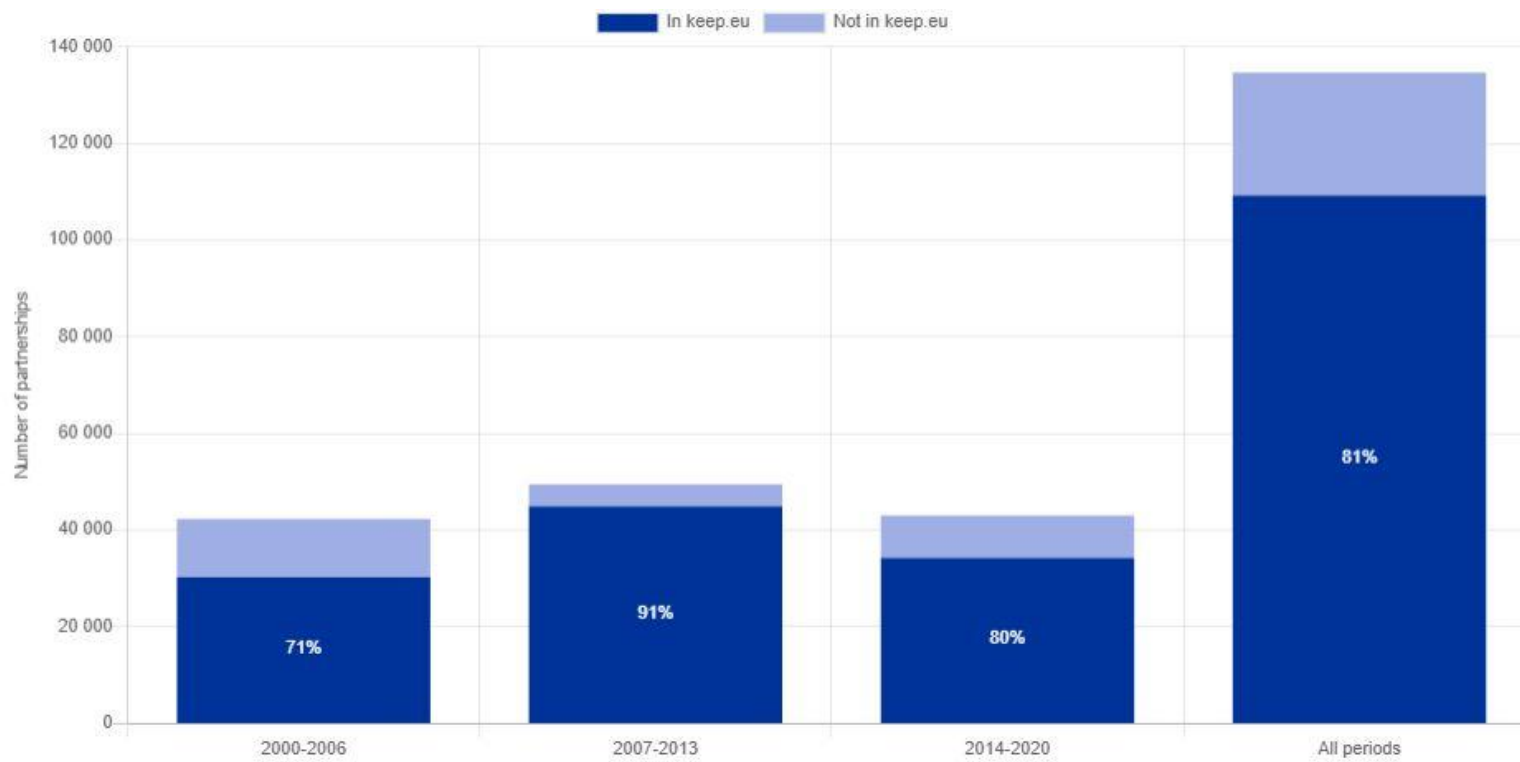
[Go to partners](#)

260 programmes
93% of all programmes

[Go to programmes](#)

Your source for Interreg, Interreg-IPA cross-border, ENI-CBC and IPA-IPA cross-border
since 2000, updated every day





23 723 projects
85% of all projects

[Go to projects](#)

109 009 partnerships
81% of all partnerships

[Go to partners](#)

260 programmes
93% of all programmes

[Go to programmes](#)

How many projects / partnerships / programmes were there in Interreg in 2007-2013?

How many projects / partnerships / programmes were there in Interreg in 2007-2013?

What was the average budget / EU contribution of projects dealing with tourism in 2000-2006, in Greece?

How many projects / partnerships / programmes were there in Interreg in 2007-2013?
What was the average budget / EU contribution of projects dealing with tourism in 2000-2006, in Greece?
What videos can we watch of projects dealing with waste and pollution in the Northern Periphery & Arctic?

How many projects / partnerships / programmes were there in Interreg in 2007-2013?

What was the average budget / EU contribution of projects dealing with tourism in 2000-2006, in Greece?

What videos can we watch of projects dealing with waste and pollution in the Northern Periphery & Arctic?

Which projects involving partners from my region took place between 2015 and 2018, and cost above EUR 1,000,000.--?

How many projects / partnerships / programmes were there in Interreg in 2007-2013?

What was the average budget / EU contribution of projects dealing with tourism in 2000-2006, in Greece?

What videos can we watch of projects dealing with waste and pollution in the Northern Periphery & Arctic?

Which projects involving partners from my region took place between 2015 and 2018, and cost above EUR 1,000,000.--?

What regions are covered by Thematic Objective 1 (business and SME development), or any other T.O., I. P., or T. P. (and through which programmes)?

How many projects / partnerships / programmes were there in Interreg in 2007-2013?

What was the average budget / EU contribution of projects dealing with tourism in 2000-2006, in Greece?

What videos can we watch of projects dealing with waste and pollution in the Northern Periphery & Arctic?

Which projects involving partners from my region took place between 2015 and 2018, and cost above EUR 1,000,000.--?

What regions are covered by Thematic Objective 1 (business and SME development), or any other T.O., I. P., or T. P. (and through which programmes)?

What partners are there in Germany with experience with transnational programmes, in health and social services projects?

The potential and flexibility of Interreg, Interreg-IPA cross-border and ENI CBC
Check projects contributing to mitigate the impact of COVID-19

23 723 projects
55% of all projects

109 009 partnerships
81% of all partnerships

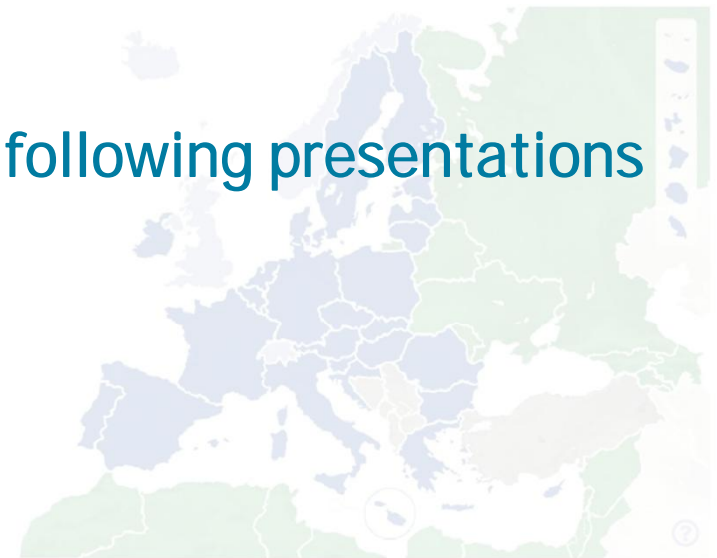
260 programmes
93% of all programmes

Bigger questions and their answers in the following presentations

Your source for Interreg, Interreg-IPA cross-border, ENI-CBC and IPA-IPA cross-border
since 2000, updated every day

How to work out project financial data
from keep.eu?

How to find the right partner for your
project?



Cooperation works

All materials will be available on:

www.interact-eu.net



European Regional Development Fund