

Interact event

Cohesion indicators

*Interreg NWE
Consortium: Spatial Foresight and t33*

Programme goal: **two-fold monitoring**

- Systemic **changes brought** via job or growth creation, having an **impact on cohesion**
- Stimulation of jobs, growth, GHG emission, resource-use, etc.

To facilitate a link between:

- Policy demand
- Territorial challenges
- Existing indicator framework



Consistency

Identification of :

- Complementary information required from projects
- Foundations for the impact evaluation established

... putting NWE in a broader cohesion context...

Deliverables:

- Set of existing context indicators
- ETC variables
- Storyline framework for 2 cohesion dimensions:
competitiveness and balanced development



Contribution to impact model used => NWE impact evaluation

1. Identification of context indicators...

... based on cohesion dimensions

- Competitiveness
- Balanced development

2. Selection of most suitable indicators

- INTERCO project : 32 indicators under 6 objectives
- Prof. Medeiros model : 27 indicators under 4 dimensions

Context indicators

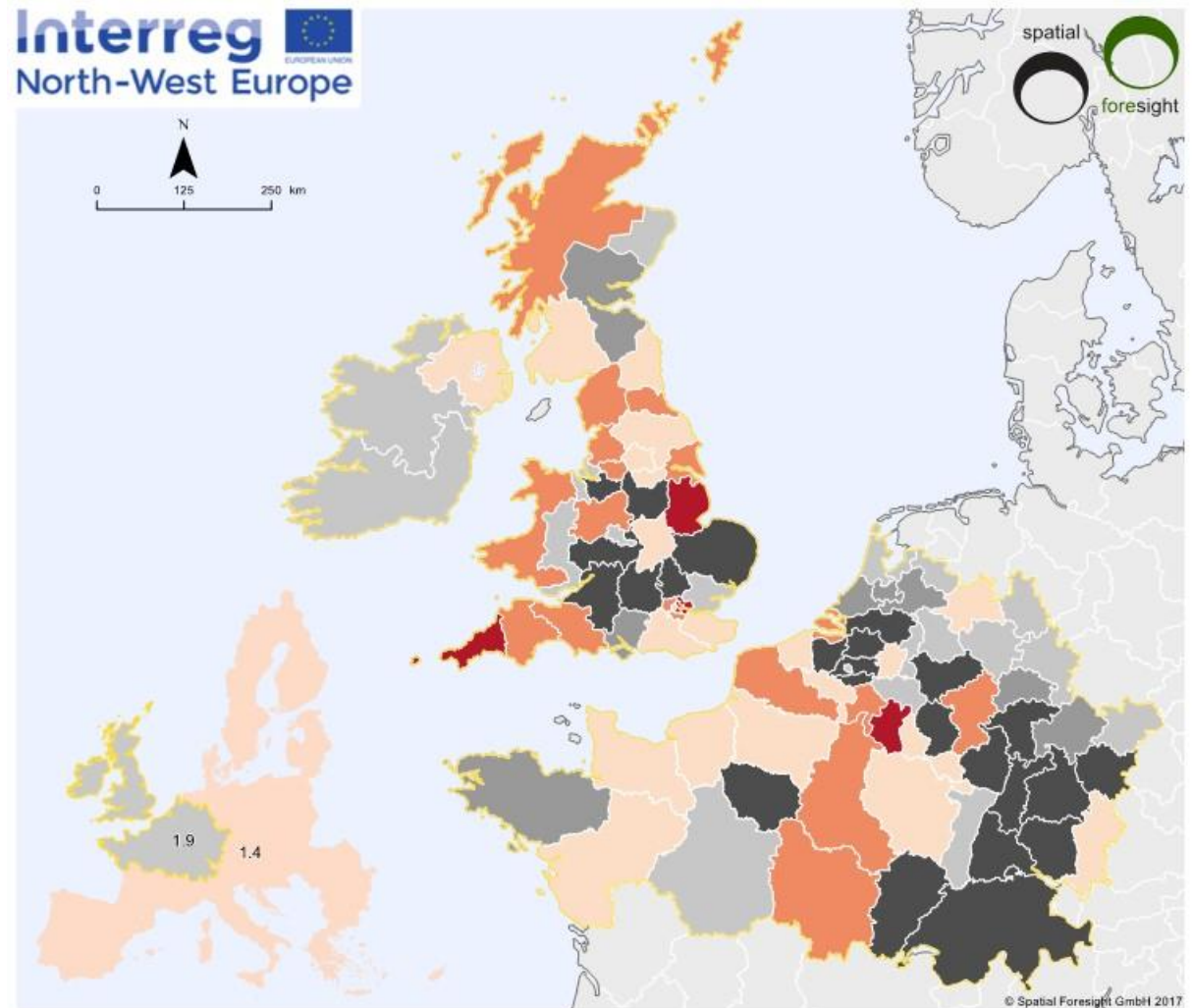
A few conditions:

- Relevance to cohesion dimensions
- Easy to understand
- Adequate to Priorities
- Data available (target: NUTS 2, year 2014)
- Continuation of data availability until 2020

19 indicators selected and presented as maps

ample,
riority 1,
hesion Axis:
mpetitiveness

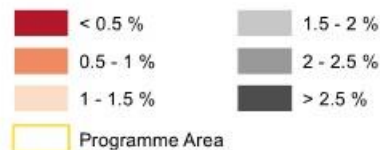
tal R&D
penditure



Administrative boundaries: Spatial Foresight and University of Geneva based on material from Eurostat GISCO, the GADM database and the EEA.
Data: based on Eurostat [rd_e_gerdreg], NUTS2 for BE, DE, FR, IE, LU, UK and NUTS0 for CH, extracted on 17.08.2017, values for AT, BE, DE, EL, FI, FR, IE and SE from 2013

Total intramural R&D expenditure, 2014

Percentage of gross domestic product (GDP)



ETC variables - enablers:

Both competitiveness & sustainable development:

- More effective cooperation
- Improved coordination between stakeholders
- Enhanced governance capacity

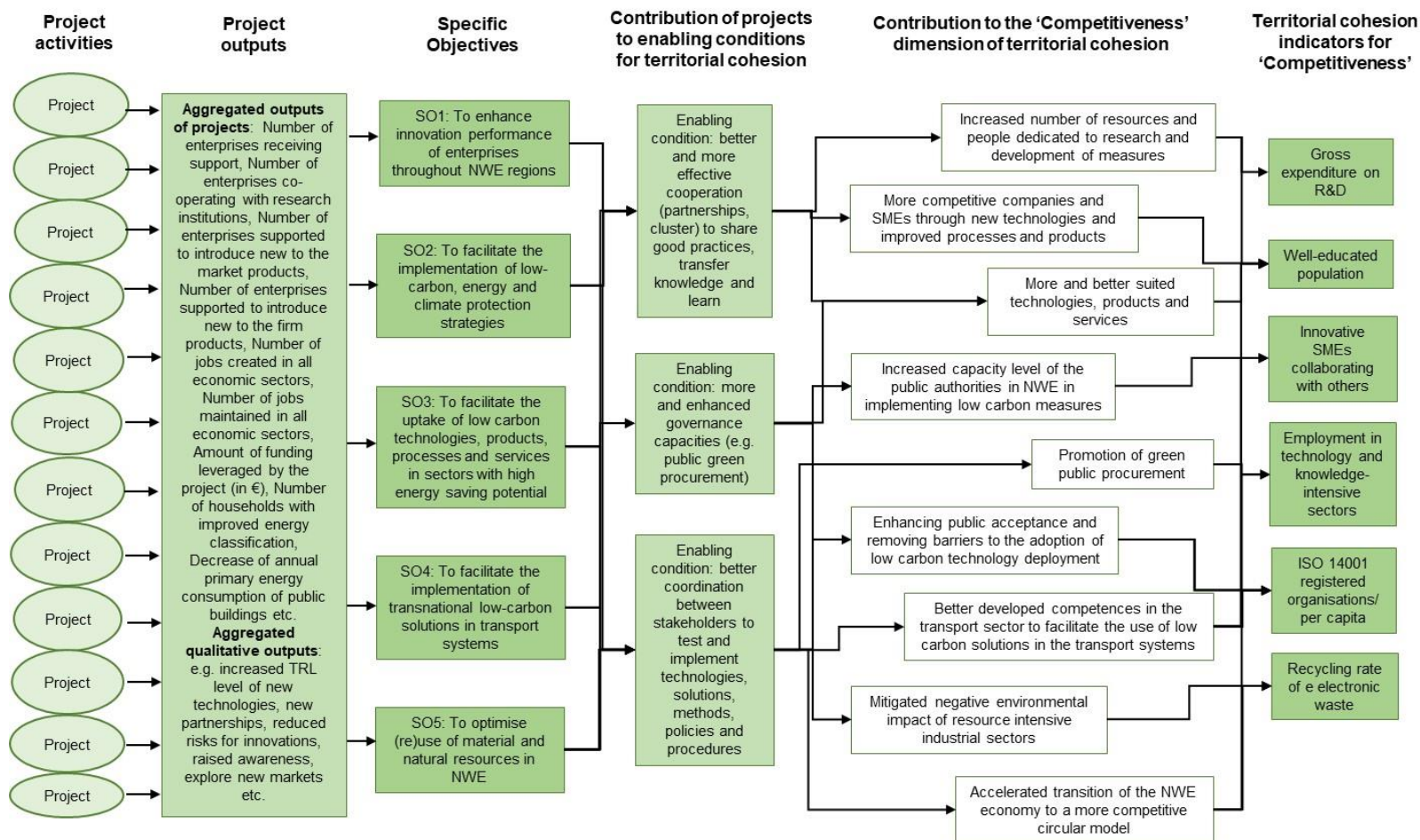
...

...to test and/or implement solutions, technologies, methods, strategies, approaches...

ETC variables, common to all Programmes:

- Improved coordination between stakeholders
- Their enhanced governance capacity
- More effective cooperation (partnerships, clusters, networks) to share good practice and learn

storyline framework (competitiveness):



Contribution to impact: Project => Cohesion indicator

- Priority 1- Innovation - covered – indicators found and sufficient
- Priorities 2 and 3 problematic – some indicators found – insufficient as proxies
 - Low carbon
 - Resource and material efficiency



Context indicators

Missing indicators and data:

- Energy: consumption, production, investments, efficiency...
- GHG emissions
- Mobility
- Products recycled/re-used, LCA



Also:

- Social innovation, entrepreneurship

Context indicators

Consequences: Impact complex to prove

- No indicators = no data
- No data = Incomplete NWE context
- Incomplete NWE context => Difficulty to prove NWE impact or biased approach

Specifically:

- Contribution of Priority 2 and 3 projects
- To detriment of sustainable development axis

Context indicators

Findings:

Programme:

- A prelude to impact evaluation
 - Deeper analysis required to prove impact (surveys and case studies) – Prio 2 and 3
 - Need to fine-tune the contribution analysis tool

Projects:

- Reporting: Additional questions (cohesion indicators) in final report

... more material for contribution analysis needed...

Conclusions and recommendations :

1. Propose EUROSTAT to **harmonise data** on energy and resource efficiency subjects, on at least NUTS 2 level, for all EU MSs
2. Add the **proposed cohesion indicators** to the already existing project **monitoring** framework
3. Use the report and its findings to feed the discussion about the **relevance of the Programme** to solving territorial challenges and reduction of disparities
4. Use the proposed **storyline framework for the impact evaluation** based on the contribution to impact model