



# **AIR Quality Check issues in TC programmes**

**October 2018 – REGIO**

# Financial indicator issue

Two valid options, when reporting values achieved by the financial indicator:

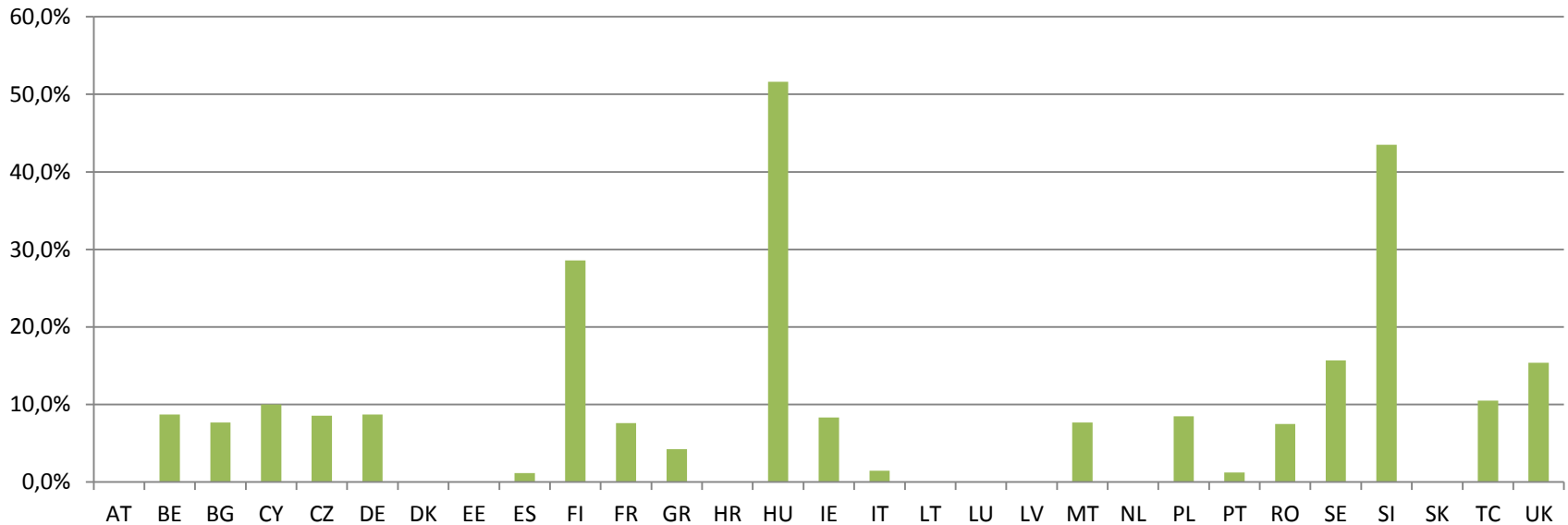
- report only the value, which corresponds to the amount of eligible expenditure certified by the certifying authority and included in payment applications submitted to the Commission by 31 December 2018

or

- report the value, which corresponds to the amount of eligible expenditures incurred by beneficiaries until the end of 2018 and certified by the certifying authority and included in payment applications submitted to the Commission before the submission of the AIR in 2019.

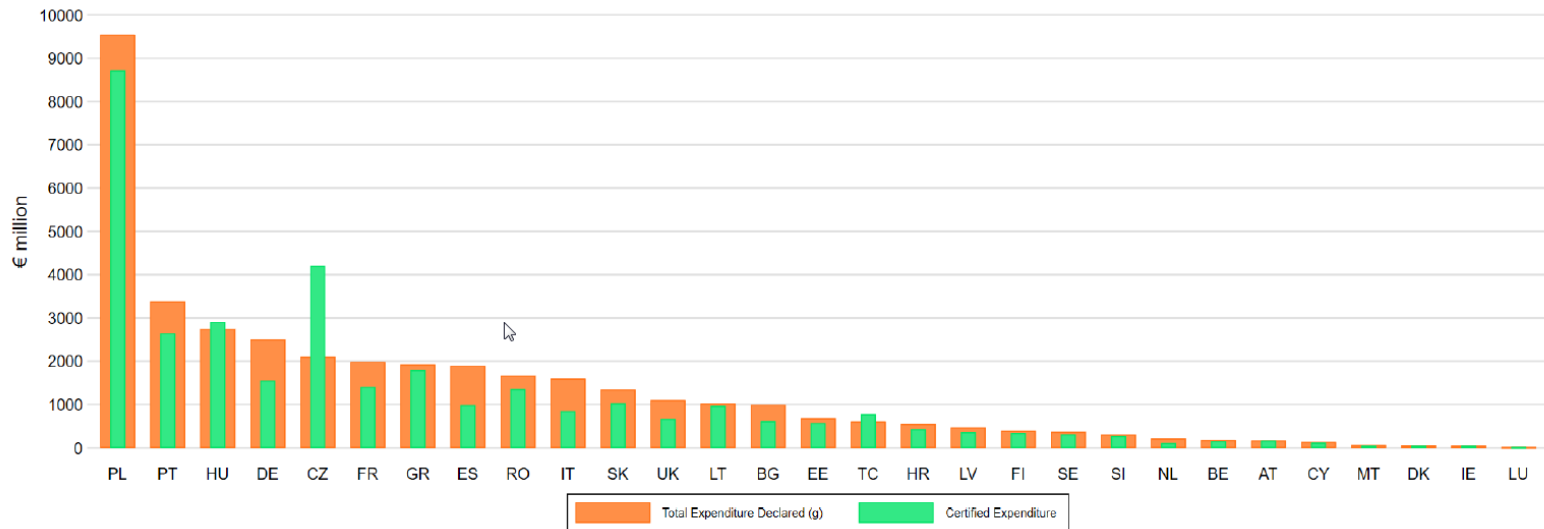
# Financial indicator issue

Rate of warnings in financial indicator reporting  
(No of overstated financial indicators / total)



# Financial indicator issue

## 2.3 Total and Certified Expenditure\* by Member State - ERDF and CF



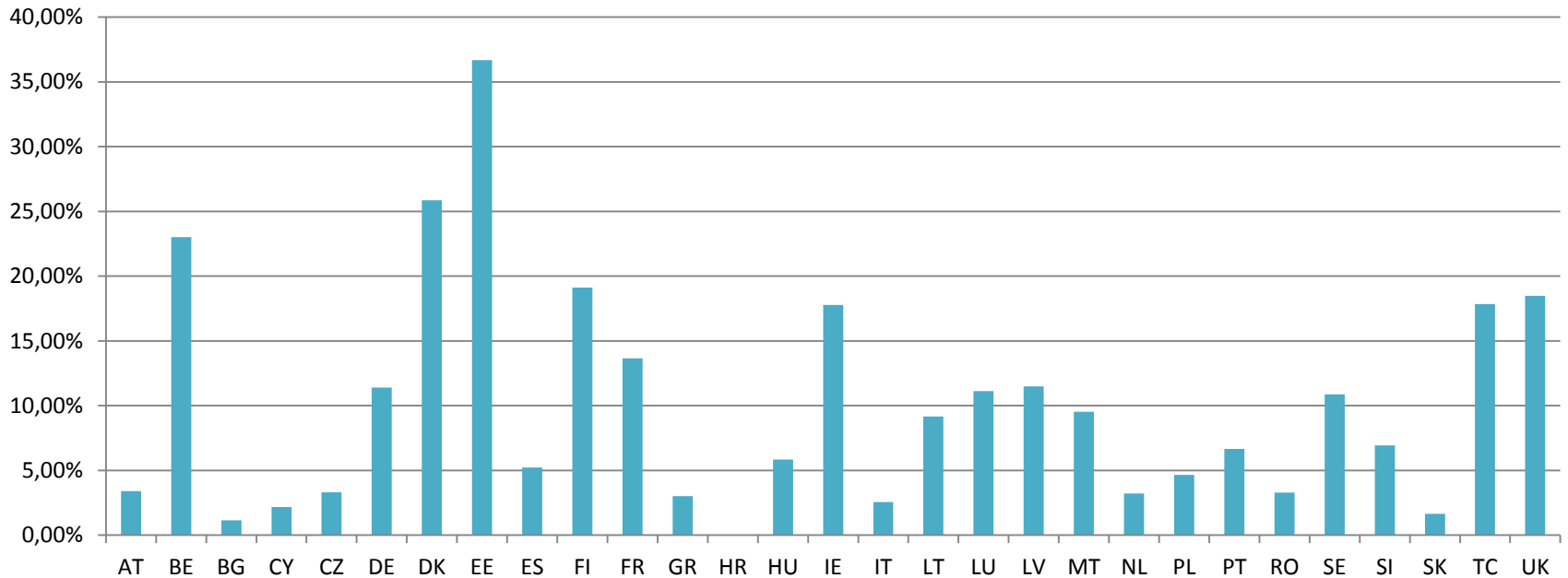
\* Calculation based on total expenditure declared and certified expenditure.

# Output indicator plausibility issues

- Declining values of indicators over the years;
- Output indicator selection values reported are smaller than implementation values reported for the same indicator
- Negative values
- Final targets at 2023 already achieved at this stage (this might also be an issue of low targets and not actual data reliability issues)

# Output indicator plausibility issues

Rate of error in output indicator reporting



# CBC warnings at reporting

Criterion	Source	Quality Check	Number of Warnings
Completeness & Consistency	by Priority Axis - by Categories	TEST F0 - Difference Total Eligible Cost of selected proj. (f)	0
Completeness & Consistency	by Priority Axis - by Categories	TEST F0 - Difference Total Expenditure Declared (g)	0
Plausibility	by Priority Axis	TEST F1 - Total Expenditure Declared (g) > Total Eligible Cost of selected projects (f)	0
Plausibility	by Priority Axis	TEST F2 - Total Expenditure Declared (g) > Total Funding (e)	0
Plausibility	by Priority Axis	TEST F5 - Total Eligible Cost of selected projects (f) > Total Funding (e)	13
Plausibility	by Priority Axis	TEST F6 - Total Expenditure Declared (g) > 0 AND Number of operations = 0	1
Plausibility	by Priority Axis	TEST F8 - Expenditure declared (g) < Certified expenditure	10
Plausibility	by Categories	TEST F1 - Total Expenditure Declared (g) > Total Eligible Cost of selected projects (f)	0
Plausibility	by Categories	TEST F2 - Total Expenditure Declared (g) > Total Funding (e)	0
Plausibility	by Categories	TEST F5 - Total Eligible Cost of selected projects (f) > Total Funding (e)	3
Plausibility	by Categories	TEST F6 - Total Expenditure Declared (g) > 0 AND Number of operations = 0	5
Time series	by Priority Axis	TEST F9 - Total Eligible Cost of selected proj. (f) t+1 < t	10
Time series	by Priority Axis	TEST F9 - Total Expenditure Declared (g) t+1 < t	1
Time series	by Priority Axis	TEST F9 - Nbr of operations t+1 < t	2
Time series	by Categories	TEST F9 - Total Eligible Cost of selected proj. (f) t+1 < t	10
Time series	by Categories	TEST F9 - Total Expenditure Declared (g) t+1 < t	1
Time series	by Categories	TEST F9 - Nbr of operations t+1 < t	3

# CBC warnings now

Criterion	Source	Quality Check	Number of Warnings
Completeness & Consistency	by Priority Axis - by Categories	TEST F0 - Difference Total Eligible Cost of selected proj. (f)	0
Completeness & Consistency	by Priority Axis - by Categories	TEST F0 - Difference Total Expenditure Declared (g)	0
Plausibility	by Priority Axis	TEST F1 - Total Expenditure Declared (g) > Total Eligible Cost of selected projects (f)	0
Plausibility	by Priority Axis	TEST F2 - Total Expenditure Declared (g) > Total Funding (e)	0
Plausibility	by Priority Axis	TEST F5 - Total Eligible Cost of selected projects (f) > Total Funding (e)	13
Plausibility	by Priority Axis	TEST F6 - Total Expenditure Declared (g) > 0 AND Number of operations = 0	1
Plausibility	by Priority Axis	TEST F8 - Expenditure declared (g) < Certified expenditure	9
Plausibility	by Categories	TEST F1 - Total Expenditure Declared (g) > Total Eligible Cost of selected projects (f)	0
Plausibility	by Categories	TEST F2 - Total Expenditure Declared (g) > Total Funding (e)	0
Plausibility	by Categories	TEST F5 - Total Eligible Cost of selected projects (f) > Total Funding (e)	3
Plausibility	by Categories	TEST F6 - Total Expenditure Declared (g) > 0 AND Number of operations = 0	5
Time series	by Priority Axis	TEST F9 - Total Eligible Cost of selected proj. (f) t+1 < t	10
Time series	by Priority Axis	TEST F9 - Total Expenditure Declared (g) t+1 < t	1
Time series	by Priority Axis	TEST F9 - Nbr of operations t+1 < t	2
Time series	by Categories	TEST F9 - Total Eligible Cost of selected proj. (f) t+1 < t	10
Time series	by Categories	TEST F9 - Total Expenditure Declared (g) t+1 < t	1
Time series	by Categories	TEST F9 - Nbr of operations t+1 < t	3



# CBC warnings at reporting 2

Criterion	Source	Quality Check	Number of Warnings
Indicators	Details	TEST I1 - Selected > Target	43
Indicators	Details	TEST I2 - Selected t+1 < t	12
Indicators	Details	TEST I3 - Implemented t+1 < t	0
Indicators	Details	TEST I4 - Implemented > Selected	10
Indicators	Details	TEST I5 - Implemented > Target	15
Indicators	Details	TEST I6 - Negative values	0

## CBC warning now 2

Criterion	Source	Quality Check	Number of Warnings
Indicators	Details	TEST I1 - Selected > Target	44
Indicators	Details	TEST I2 - Selected t+1 < t	11
Indicators	Details	TEST I3 - Implemented t+1 < t	0
Indicators	Details	TEST I4 - Implemented > Selected	10
Indicators	Details	TEST I5 - Implemented > Target	13
Indicators	Details	TEST I6 - Negative values	0

# TN warning at reporting

Criterion	Source	Quality Check	Number of Warnings
Completeness & Consistency	by Priority Axis - by Categories	TEST F0 - Difference Total Eligible Cost of selected proj. (f)	0
Completeness & Consistency	by Priority Axis - by Categories	TEST F0 - Difference Total Expenditure Declared (g)	0
Plausibility	by Priority Axis	TEST F1 - Total Expenditure Declared (g) > Total Eligible Cost of selected projects (f)	0
Plausibility	by Priority Axis	TEST F2 - Total Expenditure Declared (g) > Total Funding (e)	0
Plausibility	by Priority Axis	TEST F5 - Total Eligible Cost of selected projects (f) > Total Funding (e)	1
Plausibility	by Priority Axis	TEST F6 - Total Expenditure Declared (g) > 0 AND Number of operations = 0	0
Plausibility	by Priority Axis	TEST F8 - Expenditure declared (g) < Certified expenditure	4
Plausibility	by Categories	TEST F1 - Total Expenditure Declared (g) > Total Eligible Cost of selected projects (f)	0
Plausibility	by Categories	TEST F2 - Total Expenditure Declared (g) > Total Funding (e)	0
Plausibility	by Categories	TEST F5 - Total Eligible Cost of selected projects (f) > Total Funding (e)	0
Plausibility	by Categories	TEST F6 - Total Expenditure Declared (g) > 0 AND Number of operations = 0	1
Time series	by Priority Axis	TEST F9 - Total Eligible Cost of selected proj. (f) t+1 < t	4
Time series	by Priority Axis	TEST F9 - Total Expenditure Declared (g) t+1 < t	0
Time series	by Priority Axis	TEST F9 - Nbr of operations t+1 < t	1
Time series	by Categories	TEST F9 - Total Eligible Cost of selected proj. (f) t+1 < t	4
Time series	by Categories	TEST F9 - Total Expenditure Declared (g) t+1 < t	0
Time series	by Categories	TEST F9 - Nbr of operations t+1 < t	0

# TN warning now

Criterion	Source	Quality Check	Number of Warnings
Completeness & Consistency	by Priority Axis - by Categories	TEST F0 - Difference Total Eligible Cost of selected proj. (f)	0
Completeness & Consistency	by Priority Axis - by Categories	TEST F0 - Difference Total Expenditure Declared (g)	0
Plausibility	by Priority Axis	TEST F1 - Total Expenditure Declared (g) > Total Eligible Cost of selected projects (f)	0
Plausibility	by Priority Axis	TEST F2 - Total Expenditure Declared (g) > Total Funding (e)	0
Plausibility	by Priority Axis	TEST F5 - Total Eligible Cost of selected projects (f) > Total Funding (e)	1
Plausibility	by Priority Axis	TEST F6 - Total Expenditure Declared (g) > 0 AND Number of operations = 0	0
Plausibility	by Priority Axis	TEST F8 - Expenditure declared (g) < Certified expenditure	4
Plausibility	by Categories	TEST F1 - Total Expenditure Declared (g) > Total Eligible Cost of selected projects (f)	0
Plausibility	by Categories	TEST F2 - Total Expenditure Declared (g) > Total Funding (e)	0
Plausibility	by Categories	TEST F5 - Total Eligible Cost of selected projects (f) > Total Funding (e)	0
Plausibility	by Categories	TEST F6 - Total Expenditure Declared (g) > 0 AND Number of operations = 0	1
Time series	by Priority Axis	TEST F9 - Total Eligible Cost of selected proj. (f) t+1 < t	4
Time series	by Priority Axis	TEST F9 - Total Expenditure Declared (g) t+1 < t	0
Time series	by Priority Axis	TEST F9 - Nbr of operations t+1 < t	1
Time series	by Categories	TEST F9 - Total Eligible Cost of selected proj. (f) t+1 < t	4
Time series	by Categories	TEST F9 - Total Expenditure Declared (g) t+1 < t	0
Time series	by Categories	TEST F9 - Nbr of operations t+1 < t	0

# TN warning at reporting 2

Criterion	Source	Quality Check	Number of Warnings
Indicators	Details	TEST I1 - Selected > Target	11
Indicators	Details	TEST I2 - Selected t+1 < t	4
Indicators	Details	TEST I3 - Implemented t+1 < t	1
Indicators	Details	TEST I4 - Implemented > Selected	3
Indicators	Details	TEST I5 - Implemented > Target	5
Indicators	Details	TEST I6 - Negative values	0

# TN warning now 2

Criterion	Source	Quality Check	Number of Warnings
Indicators	Details	TEST I1 - Selected > Target	11
Indicators	Details	TEST I2 - Selected $t+1 < t$	4
Indicators	Details	TEST I3 - Implemented $t+1 < t$	1
Indicators	Details	TEST I4 - Implemented > Selected	3
Indicators	Details	TEST I5 - Implemented > Target	5
Indicators	Details	TEST I6 - Negative values	0