



eMS Audit Log Viewer



INTERACT is co-financed by the
European Regional Development Fund

Zoran Kalinić

IT Manager @ MA

IPA CBC Croatia-Serbia 2014-2020

IPA CBC Croatia-Bosnia and Herzegovina-Montenegro 2014-2020

Monitoring Systems Network meeting, 21-22 Nov 2017, Vienna, Austria

Interreg IPA CBC HR-RS 2014-2020

Interreg - IPA CBC
Croatia - Serbia



- Interreg IPA CBC programme Croatia - Serbia 2014-2020
- Managed by MA in Zagreb, Croatia
- Programme value: 40 mil. EUR
- 23 projects contracted in the 1st CfP
- First contracts signed in June 2017

Designation of the electronic monitoring system

Interreg IPA HR-RS 2014-2020 → eMS as the monitoring IS

Major challenges during designation of the eMS → Audit Authority (AA) requests:

- Detailed questionnaire
- Payment claim → from project partners within project progress report
 - solution: pdf template created for Payment Order available at Ma project progress reports
- Audit log → user friendly access to who has done what and when
 - solution: external tool created

Payment claim

Personal

- Dashboard
- Mailbox
- Generated Files
- User Account
- Document Library

Applications

- Assessment- First Step
- Assessment
- Handover And Contracting
- F L C

Ma Project Progress Reports

- M A Approvals
- M A Approved

C A Confirmation

Interim payment applications

Public partner contribution	Current report private partner contribution	View	Checklist	Payment Order	Uploads	Ma corrections
€ 517.50	€ 0.00					
€ 750.00	€ 0.00					
€ 750.00	€ 0.00					
€ 465.00	€ 0.00					
€ 750.00	€ 0.00					
€ 645.00	€ 0.00					
€ 750.00	€ 0.00					
€ 690.00	€ 0.00					
€ 750.00	€ 0.00					
€ 750.00	€ 0.00					
€ 300.00	€ 0.00					
€ 750.00	€ 0.00					
€ 750.00	€ 0.00					

Audit log in the eMS

Audit log → table in the technical database:

- not available through eMS GUI
- available through direct access to database tables (MySQL Workbench or similar)
 - **requires super admin rights**
 - **requires some technical knowledge (SQL etc)**
 - **not user friendly for non-IT people**

auditlog in the eMS via MySQL Workbench

MySQL Workbench

Tools Scripting Help

auditlog x

Limit to 50000 rows

```
1 • SELECT * FROM emsdb.auditlog;
```

Result Grid

Filter Rows:

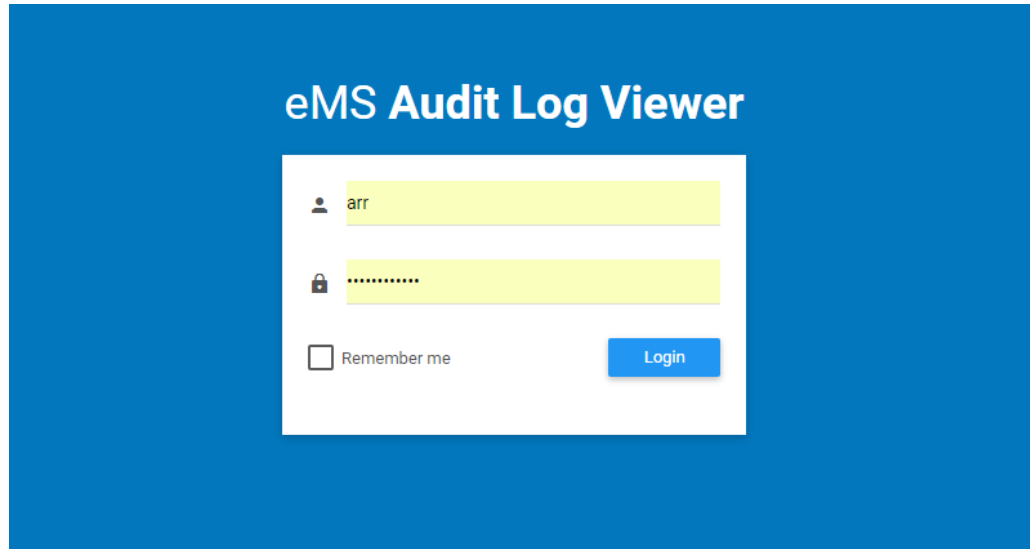
Edit: Export/Import: Wrap Cell Content: Fetch rows:

#	id	user	action	project	info	time	project_ref	workpackage_ref	partner_ref
...	30780	Ivan Tomašić (...)	SAVE	Panonij...	PROJECTRI...	2016-05-31 14:32:57	153	NULL	NULL
...	30781	Ivan Tomašić (...)	SAVE	Panonij...	PROJECTRI...	2016-05-31 14:32:57	153	NULL	NULL
...	30782	AmelaIS (241)	ADD	Lake Ar...	SUBBUDGE...	2016-05-31 14:33:12	74	NULL	NULL
...	30783	Ivan Tomašić (...)	SAVE	Panonij...	PROJECTRI...	2016-05-31 14:33:13	153	NULL	NULL
...	30784	Ivan Tomašić (...)	SAVE	Panonij...	PROJECTRI...	2016-05-31 14:33:13	153	NULL	NULL
...	30785	Ivan Tomašić (...)	SAVE	Panonij...	PROJECTRI...	2016-05-31 14:33:13	153	NULL	NULL
...	30786	Ivan Tomašić (...)	SAVE	Panonij...	PROJECTRI...	2016-05-31 14:33:13	153	NULL	NULL
...	30787	TRA (205)	SAVE	Care fo...	BUDGET 63...	2016-05-31 14:33:15	132	NULL	NULL
...	30788	TRA (205)	SAVE	Care fo...	BUDGET	2016-05-31 14:33:22	132	NULL	NULL
...	30789	Silva (100)	ADD	VYZ	SUBBUDGE	2016-05-31 14:33:22	105	NULL	NULL

eMS Audit Log Viewer

- another web tool
- separate from the eMS
- login/password authentication
- retrieves data from the eMS technical database
- enables simple filtering
- basic functionality **was enough to AA for the approval and designation!**
- further development if required by the AA in the future → deeper data retrieval over different eMS tables via referenced records (ie budget lines etc)

eMS Audit Log Viewer - login form









The image shows a login form for the eMS Audit Log Viewer. The form is centered on a blue background. It features a title "eMS Audit Log Viewer" in white text. Below the title, there are two input fields: one for the username, which contains the text "arr", and one for the password, which is masked with dots. To the left of the password field is a lock icon. Below the password field is a checkbox labeled "Remember me". To the right of the checkbox is a blue button labeled "Login".

eMS Audit Log Viewer

☐ Remember me

eMS Audit Log Viewer - main form

Audit Log Viewer				
Monitoring of the user actions on the project				
Filter				
Date	User (ID)	Action	Project(ID)	Description
21.11.2017 11:21	tficHR1 (11)	 LOGIN SUCCESSFUL	()	LOGIN
21.11.2017 11:01	tjs (15)	 LOGIN SUCCESSFUL	()	LOGIN
20.11.2017 14:08	tap1 (4)	 LOAD	CROSS TREE (267)	PROJECT
20.11.2017 14:08	tap1 (4)	 LOAD	CROSS TREE (267)	PROJECT
20.11.2017 13:20	tap1 (4)	 LOAD	CROSS TREE (267)	PROJECT
20.11.2017 13:20	tan1 (4)	 LOAD	CROSS TRFF (267)	PROJECT

eMS Audit Log Viewer - filtering

Audit Log Viewer

Monitoring of the user actions on the project



Filter

User

✖ tap1

Start date

End date

Project

✖ TAproj#1

Search

Date	User (ID)	Action	Project(ID)	Description
16.11.2017 13:51	tap1 (4)	 LOAD	TAproj#1 (213)	PROJECT
16.11.2017 09:49	tap1 (4)	 SAVE	TAproj#1 (213)	BUDGET
16.11.2017 09:49	tap1 (4)	 SAVE	TAproj#1 (213)	BUDGET 1247975 1247976

Thank you for the attention! Questions?

